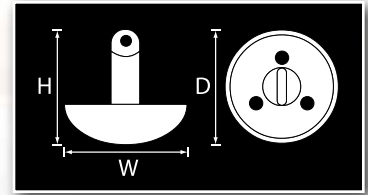


Access Plates	38	Drill Pump	24	Quick Links	29
Alligator Clips	9	Electrical Kit	10	Receiver Locks	42
Anchor Chain	4	Electrical Terminal Kit	10	Receiver Pins	42
Anchor Lines	5	Extension Harness	47	Rocker Switches	13
Anchor Lines	5	Fender Holders	8	Rod Hold Downs	20
Anchor Locking Control	4	Fender Loops	8	Rod Holders	20
Anchor Retrieval Ring	4	Fender Whips	8	Roller Shafts	45
Anchor Shackles	4	Fenders	8	Rope	7
Anchors	1-3	Foot Pedal Recess	19	Safety Bag	37
Antenna Mounts	20	Fuel Connector Fittings	27	Safety Chains & Cables	42
Anti Siphon Valve	25	Fuel Fill Cap	25	Scupper Valve	38
Baitwell Plugs	39	Fuel Filters	25	Seat Bases	17
Battery Boxes	9	Fuel Lines	26	Seat Pedestals	17
Battery Breaker Brackets	12	Fuel Tank Sending Unit	24	Seat Posts	17
Battery Breaker Covers	12	Fuel Valves	25	Seat Swivels	17
Battery Clips	9	Fuel Vent	25	Signal Flags	37
Battery Cut-off Switch	12	Fuel Water Separators	26	Skier Down Flag	37
Battery Extension Clip	11	Funnels	24	Snap Hooks	29
Battery Meter	9	Fuse Block	11	Snapper Pins	45
Battery Terminals	9	Fuse Holders	12	Spare Tire Carrier	43
Battery Trays	9	Garboard Drain Plugs	39	SS Screw Kits	28
Bearing Lube Caps	44	Gunwale Straps	43	Steering Wheel Knobs	21
Bearing Protectors	44	Hand Bilge Pump	38	Stern Handles	30
Bearing Sets	44	Hatch Pull	31	Stern Lights	14
Bilge Pump	38	Hatch Support Springs	31	Storage Clips	31
Bilge Pump Switch	38	Heat Shrink Kit	10	Strainer	38
Bimini Frames	33	Horn Buttons	13	Stretch Cords	21
Bimini Top Hardware	34-35	Horns	37	Stretch Dock Lines	7
Bimini Top Support Kit	33	Hose Barbs	25	Switch Panels	13
Bimini Tops	33	Hose Clamps	39	Tail Lights	46
Boat Cover Support Poles	32	Kayak Paddle	36	Teflon Tape	25
Boat Cover Tie Down Straps	33	Keel Protectors	48	Thru-Hull Fittings	38
Boat Covers	32	Keyfloats	37	Tie Wraps	12
Boat Hooks	36	Kill Switch	10	Tie-down Straps	43
Bolster Brackets	45	Kill Switch Lanyards	10	Toggle Switch Boot	13
Bow Eyes	30	Ladders	22-23	Toggle Switches	13
Bow Lights	14-15	Letter & Number Kits	33	Tongue Jacks	40
Bow Rollers	45	License Plate Bracket	43	Tow Harness	21
Bulk Rope	7	Lifting Ring	31	Trailer Balls	42
Bulkhead Fittings	25	Light Bulbs	16	Trailer Circuit Testers	47
Bungee Cords	21	Livewell Light	16	Trailer Connectors	47
Bunk Brackets	45	Locks	28	Trailer Dolly	42
Bunk Carpet	42	Lower Unit Lube Pump	24	Trailer Lights & Kits	46
Canvas Fastener Kit	28	Macerator Pump	38	Trailer Rollers	45
Chart Lighters	11	Motor Flushers	24	Trailer Wire Adapters	47
Cigarette Lighter	11	Navigation Lights	14-15	Trailer Wiring Harness	47
Circuit Breakers	12	O/B Motor Lock	28	Transom Light	16
Clam Shell Vents	31	Oarlocks	36	Transom Savers	48
Clamp-on Lights	14	Oars	36	Trim Switch Panel	13
Cleats	30	Oil Changer Pump	24	Trolling Motor Brackets	19
Compass	37	Paddles	36	Trolling Motor Connectors	18
Coupler Locks	42	Padlocks	28	Trolling Motor Mt. Isolators	19
Couplers	42	Pal Nuts	45	Trolling Motor Propellers	19
Cup Holders	21	Panel Brackets	45	Trolling Motor Pull Cord	18
Deck Brush	21	Pitot Kit	11	U-bolts	45
Deck Key	25	Plumbing Kit	38	Underwater Lights	16
Deck Plates	38	Pole Storage Clips	31	Whistles	37
Distress Flag	37	Power Center	9	Winch Cables	43
Dive Flag	37	Power Sockets	11	Winch Straps	43
Dock Lines	6-7	Primer Bulbs	26	Winches	41
Dock Mooring Ring	31	Prop Wrench	31	Wobble Rollers	45
Drain Plugs	39	Push-Pull Switches	13	Zip Ties	12
Drain Tubes	39				

Anchors

Vinyl Coated Mushroom Anchors

Cast iron with mar resistant black vinyl coating. Designed for use in rivers and lakes. Excellent holding power in mud or weedy bottoms. Individually labeled.



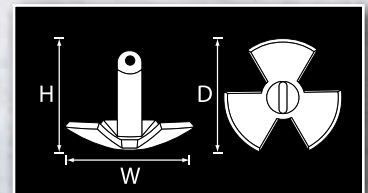
**Vinyl Coated
To Protect
Your Boat**

Mushroom Anchors

	Black	Height	Width	Depth
50003	8 Lb.	7.5"	6.75"	6.75"
50013	10 Lb.	7.5"	7.75"	7.75"
50023	15 Lb.	7.75"	8"	8"
50033	20 Lb.	8"	8.6"	8.6"

Vinyl Coated River Anchors

Cast iron with mar resistant black vinyl coating. Designed for use in rivers and lakes. Excellent holding power in mud or weedy bottoms. Individually labeled.



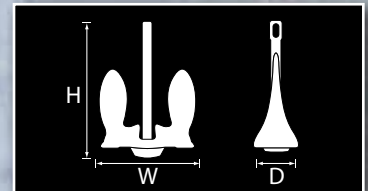
**Vinyl Coated
To Protect
Your Boat**

River Anchors

	Black	Height	Width	Depth
50103	12 Lb.	7.25"	9.25"	9.25"
50112	15 Lb.	7.75"	10"	10"
50122	20 Lb.	8"	11"	11"
50130	30 Lb.	9.25"	12.5"	12.5"

Vinyl Coated Navy Anchors

Cast Iron with mar resistant black vinyl coating. Combines Fluke principle with bulk and weight to provide boaters with excellent holding power-to-weight ratio. Individually labeled



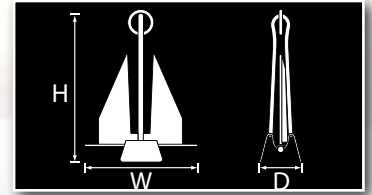
**Vinyl Coated
To Protect
Your Boat**

Navy Anchors

	Black	Height	Width	Depth
50222	10 Lb.	12.25"	8.5"	3"
50232	15 Lb.	12.25"	9.5"	4.25"
50242	20 Lb.	12.5"	9.5"	4.75"

Slip-Ring Anchors

Corrosion resistant Zinc Plated Steel construction. Provides excellent holding power in all bottom conditions. Sliding slip ring allows for easy anchor retrieval. Individually labeled.



Zinc Plated Steel

		Height	Width	Depth
50354	#5 - 4 Lb.	13.5"	12.25"	4"
50356	#7 - 5 Lb.	13.75"	15"	4"
50358	#10 - 6 Lb.	16.75"	15.5"	4"
50360	#13 - 7 Lb.	19.75"	18.25"	4"
50362	#15 - 8 Lb.	21"	19.5"	4.5"

**Vinyl Coated
To Protect
Your Boat**

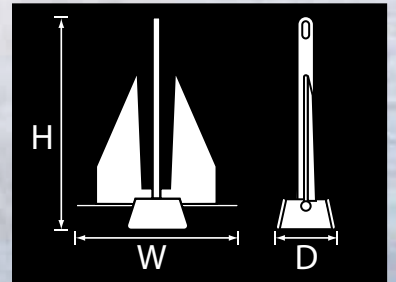
Vinyl Coated

50355	#5 - 4 Lb.	13.5"	12.25"	4"
50357	#7 - 5 Lb.	13.75"	15"	4"
50359	#10 - 6 Lb.	16.75"	15.5"	4"
50361	#13 - 7 Lb.	19.75"	18.25"	4"



Fluke Anchors

Penetrating fluke style anchors holds firmly in sand, mud, gravel and grassy bottoms. Excellent weight to holding power ratios compared to cast anchors.



Zinc Plated Steel

		Height	Width	Depth
50422	#8 - 9 Lb.	23.75"	18.5"	5"
50423	#13 - 14 Lb.	28"	22"	5.75"
50424	#18 - 17 Lb.	31"	24.5"	5.75"
50425	#22 - 25 Lb.	35.25"	27"	7"

**Vinyl Coated
To Protect
Your Boat**

Vinyl Coated

50474	#13 - 16 Lb.	28.5"	22"	5.5"
50476	#20 - 20 Lb.	31"	25"	6"
50478	#22 - 32 Lb.	32"	26"	6"

#10 Anchor Kit

50994 #10 Anchor

This anchor kit includes everything you need to correctly and safely anchor your boat. Contains slip ring anchor #10 galvanized (#50358), 5/16" shackle x 2 (#55032), 3/8" x 100' Nylon Rope w/ thimble & 1/4" x 4' galvanized anchor chain.

#7 Anchor Kit

50997 #7 Anchor


This anchor kit includes everything you need to correctly and safely anchor your boat. Contains slip ring anchor #7 galvanized (#50358), 5/16" shackle x 2 (#55032), 3/8" x 100' Nylon Rope w/ thimble & 1/4" x 4' galvanized anchor chain.



Anchor Accessories

Galvanized Anchor Chains


Complete your anchor system with corrosion resistant hot-dipped galvanized anchor chain. Oversized rings on both ends. Clam pack.



50604	Galvanized Anchor Chain	1/4" x 4'
50606	Galvanized Anchor Chain	5/16" x 6'

Coated Galvanized Anchor Chains

Complete your anchor system with corrosion resistant hot-dipped galvanized anchor chain coated in nylon. Clam Pack.



50601	Coated Galv. Anchor Chain	1/4" x 4'
50603	Coated Galv. Anchor Chain	5/16" x 6'

Retrieval Ring

Zinc Plated construction. Makes retrieving your anchor a breeze!



50706	Retrieval Ring	Zinc Plated
-------	----------------	-------------

Rope Thimble

Stainless steel construction.



54200	Thimble	3/8"
54201	Thimble	1/2"

Stainless Steel Anchor Shackles

Beautifully polished 316 Stainless Steel anchor shackles with holed end screw pin.



55002	Anchor Shackle Straight 316 SS	5/16"
55004	Anchor Shackle 316 SS	3/8"
55006	Anchor Shackle 316 SS	5/16"

Hot-Dipped Galvanized Anchor Shackles

Heavy-duty hot-dipped galvanized anchor shackles with holed end screw pin.



55030	Galv. Anchor Shackle	1/4"
55032	Galv. Anchor Shackle	5/16"
55034	Galv. Anchor Shackle	3/8"
55036	Galv. Anchor Shackle	7/16"
55038	Galv. Anchor Shackle	5/8"

Anchor Locking Control

Retrieve your mushroom or river anchor without getting up. Zinc plated for superior corrosion resistance. Up to 20 Lb. anchor.



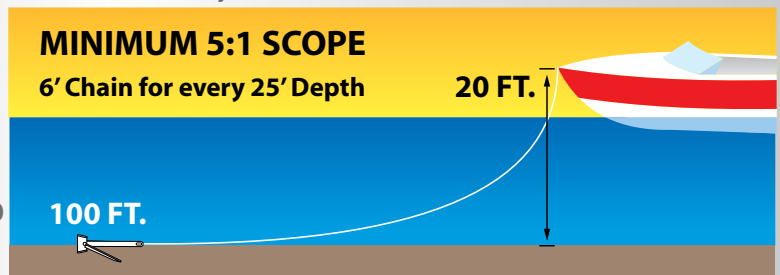
50704	Anchor Locking Control	Zinc Plated
-------	------------------------	-------------

Anchor your boat the right way!

Scope is the length of anchor line relative to the distance from your boat's deck to the sea bottom.

A 5:1 scope is recommended. Use a short length of chain and three strand nylon line.

If you regularly anchor in 25 ft (8 m) of water or less, use 6 ft (2 m) of chain. For greater depths, use 6 ft (2 m) for every 25 ft (8 m) of water depth. (ie: use 24 ft (7 m) of chain if you regularly anchor in 100 ft (30 m) of water).



Anchor Line

Anchor Line

BoaterSports High Quality Anchor Lines are a perfect match for your BoaterSports Anchor. These lines are constructed of high quality, marine grade material, UV stabilized for the harsh marine environments.

BoaterSports Anchor Lines are designed to maintain their flexibility, strength, and abrasion resistant qualities, ensuring ease of handling whether the line is wet or dry.



Hollow Braid Anchor Line

Because of its light weight, polypropylene is the only rope which floats. Because poly is less expensive than other fibers, it is the most popular all-purpose rope for the average consumer. Hollow braided poly can be easily spliced.

		Material	Diameter	Length	Color
52995	Anchor Line w/ Spring Hook	Polypropylene	1/4"	50'	Yellow
52996	Anchor Line w/ Spring Hook	Polypropylene	1/4"	100'	Yellow
53477	Anchor Line w/ Spring Hook	Polypropylene	3/8"	100'	Yellow



Solid Braid Anchor Line

Solid braid nylon line does not flatten out under a load. Its high elasticity allows it to absorb sudden shock loads. Very resistant to rot, mildew, abrasion, oil, gasoline, marine growth & most chemicals. This makes nylon an excellent line for anchor, mooring, dock & utility lines.

		Material	Diameter	Length	Color
52978	Anchor Line w/ Spring Hook	100% Nylon	3/16"	100'	White
52998	Anchor Line w/ Spring Hook	100% Nylon	3/8"	50'	White



3-Strand Anchor Line

Nylon is the strongest of all ropes in common use. When stretched it has a "memory" for returning to its original length. For this reason it is best for absorbing shock loads. Nylon lasts 4-5 times longer than natural fibers because it has good abrasion resistance and is not damaged by oil or most chemicals. Nylon also has good resistance to ultraviolet deterioration from sunlight, referred to as "U.V. stability".

		Material	Diameter	Length	Color
52708	Anchor Line w/ Thimble	100% Nylon	3/8"	50'	White
52709	Anchor Line w/ Thimble	100% Nylon	3/8"	100'	White
52710	Anchor Line w/ Thimble	100% Nylon	3/8"	150'	White
52714	Anchor Line w/ Thimble	100% Nylon	1/2"	100'	White
52715	Anchor Line w/ Thimble	100% Nylon	1/2"	150'	White
53400	Anchor Line w/ Thimble	100% Nylon	5/16"	50'	White
53401	Anchor Line w/ Thimble	100% Nylon	5/16"	100'	White



Double Braid Anchor Line

Top-of-the-line gold and white, double braid, nylon dock line is the strongest, most dependable line available. It does not twist or buckle under strain. It is also easy on the hands and does not harden. Professionally whipped and spliced nylon anchor thimble. Resistant to rot, mildew, abrasion, oil, and grease. Low elongation.

		Material	Diameter	Length	Color
52726	Anchor Line w/ Thimble	100% Nylon	3/8"	100'	Gold/White
52727	Anchor Line w/ Thimble	100% Nylon	3/8"	150'	Gold/White
52729	Anchor Line w/ Thimble	100% Nylon	1/2"	150'	Gold/White

Nylon Dock Lines

3-Strand Twisted Dock Lines

Get the high stretch needed to absorb the shock loads caused by harbor surges and boat wakes. BoaterSports Three-Strand Twisted Nylon Dock Lines are manufactured using a 4-stage construction and 100% premium nylon fiber, producing an extremely well balanced line for maximum strength, increased flexibility, and superior abrasion resistance to counteract chafe. Professionally spliced 12" cleat loop with six full tucks and heat sealed ends. Clam pack.



3-Strand Dock Lines

	White	Black	Material	Diameter	Length
3-Strand Twisted Dock Line	52793	52792	100% Nylon	3/8"	10'
3-Strand Twisted Dock Line	52809	52805	100% Nylon	3/8"	15'
3-Strand Twisted Dock Line	52815	52813	100% Nylon	3/8"	20'
3-Strand Twisted Dock Line	52821	52819	100% Nylon	3/8"	25'
3-Strand Twisted Dock Line	52827	52825	100% Nylon	1/2"	15'
3-Strand Twisted Dock Line	52833	52831	100% Nylon	1/2"	20'
3-Strand Twisted Dock Line	52836	52838	100% Nylon	1/2"	25'
3-Strand Twisted Dock Line	52849	53438	100% Nylon	5/8"	25'
3-Strand Twisted Dock Line	52850	52395	100% Nylon	5/8"	35'

Double Braided Dock Lines

BoaterSports Pre-Spliced Double Braid Nylon Dock Lines are manufactured from premium quality marine-stabilized high tenacity nylon. Nylon's high resistance to abrasion, chafing, oil, rot, and mildew, and its superior UV resistance make it an excellent choice for dock lines.

Using only the highest quality nylon ensures that the rope will remain soft and reduce stretching even after getting wet. Lines are finished with professional yacht whippings at the 12" eye splice and bitter end. Clam pack.

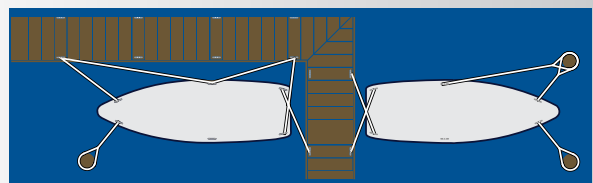


Double Braid Dock Lines

	White	Black	Gold/White	Blue	Material	Diameter	Length
Double Braided Dock Line	52853	52857	52854	52855	100% Nylon	3/8"	15'
Double Braided Dock Line	52861	52865	52862	52863	100% Nylon	3/8"	20'
Double Braided Dock Line	52869	52873	52870	52871	100% Nylon	3/8"	25'
Double Braided Dock Line	52877	52881	52878	52879	100% Nylon	1/2"	15'
Double Braided Dock Line	52885	52889	52886	52887	100% Nylon	1/2"	20'
Double Braided Dock Line	52893	52897	52894	52895	100% Nylon	1/2"	25'
Double Braided Dock Line	52901	52905	52902	52903	100% Nylon	5/8"	25'
Double Braided Dock Line	53458	52909	52910	52908	100% Nylon	5/8"	35'

This guide is useful for common situations, however, heavy seas and stormy conditions require an upgrade in line diameter and protection. Replace lines when frayed or excessive wear is evident.

SIZE		TENSILE STRENGTH	
Boat Length	Line Diameter	Nylon Twisted	Nylon Braided
Up to 20'	3/8"	3,240 LBS	3,700 LBS
21' to 34'	1/2"	5,670 LBS	6,525 LBS
35' to 45'	5/8"	8,910 LBS	10,200 LBS



Dock Lines



Multi-Filament Polypropylene

BoaterSports MFP Floating Dock Lines provide light weight, low stretch, and good strength. Reinforced stitched webbing holds the 12" cleat loop. Available in a wide range of brilliant colors.



Solid Braid Dock Lines

		Material	Diameter	Length	Color
52919	Floating Dock Line	MFP	3/8"	15'	Hunter Green
52920	Floating Dock Line	MFP	3/8"	15'	Navy
52921	Floating Dock Line	MFP	3/8"	15'	Royal Blue
52922	Floating Dock Line	MFP	3/8"	15'	Red
52924	Floating Dock Line	MFP	3/8"	15'	Black
52925	Floating Dock Line	MFP	3/8"	15'	White
52926	Floating Dock Line	MFP	3/8"	15'	Burgundy
52396	Floating Dock Line	MFP	1/2"	20'	Hunter Green
52388	Floating Dock Line	MFP	1/2"	20'	Navy
52389	Floating Dock Line	MFP	1/2"	20'	Royal Blue
52390	Floating Dock Line	MFP	1/2"	20'	Red
52391	Floating Dock Line	MFP	1/2"	20'	Black
52392	Floating Dock Line	MFP	1/2"	20'	White
52393	Floating Dock Line	MFP	1/2"	20'	Burgundy

Stretch Dock Lines



Run the stretch dock line from the dock to your boat and let the stretch cord absorb the shock that would normally cause damage to your boat. High Quality, Hollow Braid Polypropylene construction. Safe working load: 339 Lbs

Stretch Dock Lines

		Material	Diameter	Length	Color
52510	Stretch Dock Lines	Polypropylene	3/8"	4'-5'	Black
52511	Stretch Dock Lines	Polypropylene	3/8"	4'-5'	Blue
52516	Stretch Dock Lines	Polypropylene	3/8"	4'-5'	White
52517	Stretch Dock Lines	Polypropylene	3/8"	5'-7'	Black
52518	Stretch Dock Lines	Polypropylene	3/8"	5'-7'	Blue
52523	Stretch Dock Lines	Polypropylene	3/8"	5'-7'	White
52524	Stretch Dock Lines	Polypropylene	3/8"	7'-10'	Black
52525	Stretch Dock Lines	Polypropylene	3/8"	7'-10'	Blue
52530	Stretch Dock Lines	Polypropylene	3/8"	7'-10'	White

Bulk Cordage



Bulk Cordage Spools

		Material	Diameter	Length	Color
52741	Double Braid	Nylon	5/8"	600'	Gold/White
52743	Double Braid	Nylon	3/4"	600'	Gold/White
52744	3-Strand Twisted	Nylon	1/4"	600'	White
52746	3-Strand Twisted	Nylon	5/16"	600'	White
52748	3-Strand Twisted	Nylon	3/8"	600'	White
52752	3-Strand Twisted	Nylon	1/2"	600'	White
52754	3-Strand Twisted	Nylon	5/8"	600'	White
52768	Hollow Braid	Polypropylene	1/4"	250'	Yellow
52776	Hollow Braid	Polypropylene	3/8"	250'	Yellow
52778	Hollow Braid	Polypropylene	1/2"	250'	Yellow
52782	Twisted	Polypropylene	1/4"	250'	Yellow
52784	Twisted	Polypropylene	3/8"	250'	Yellow
52785	Twisted	Polypropylene	1/2"	250'	Yellow
53478	Solid Braid	Polyester	1/8"	1000'	White
53479	Solid Braid	Polyester	3/16"	1000'	White
53480	Solid Braid	Polyester	1/4"	1000'	White
53481	Solid Braid	Polyester	5/16"	1000'	White
53482	Solid Braid	Polyester	3/8"	250'	White
53483	Solid Braid	Polyester	3/8"	500'	White
53484	Solid Braid	Polyester	1/2"	250'	White
53485	Solid Braid	Polyester	1/2"	500'	White

Standard Fenders



Ribbed Inflatable Fenders

These newly designed "super-soft" fenders are non-abrasive and can be tied to cleats or rails to put protection exactly where you need it. Made of high quality vinyl. Ribbed on all sides for strength and durability. Reinforced rope holes for added strength.

Standard Fenders

	White	Black	Blue	Diameter	Length
Inflatable Fender	52173	52174	52172	4.5"	16"
Inflatable Fender	52178	52179	52177	5.5"	20"
Inflatable Fender	52183	52184	52182	6.5"	23"
Inflatable Fender	52186	52187	52186	8.5"	27"



Rope holes on both ends allow for horizontal placement.

Hole-Thru Middle

	White	Black	Blue	Diameter	Length
Hole-thru Middle	52133	52134	52132	6"	15"
Hole-thru Middle	52136	52137	52135	8"	20"
Hole-thru Middle	52139	52140	52138	10"	26"



Promotional Fender Kit

Inflatable fender kit includes two white, standard fenders with 3/8" x 60" white, braided MFP fender whips. Display packaged.



52149	Fender Kit - White	5.5" x 20"
52150	Fender Kit - White	6.5" x 23"



Part #
 52183 - White Fender
 52184 - Black Fender
 52100 - White Strap
 52102 - Black Strap

Fender Accessories



Fender Adjuster

Instant self locking action. Snaps around rails. Accommodates up to 1/2" (1.27cm) diameter line.

52094	Fender Adjuster	Black
52095	Fender Adjuster	White



Adjustable Fender Holder

Adjustable 4" to 22" strap. Easily attach or detach with quick release buckle.

52100	Fender Holder	White
52101	Fender Holder	Blue
52102	Fender Holder	Black



Dock Line Holder

Turn snap opens and closes strap to lock item in place. Plated brass swivel snaps. For rail mount - fixed.


52089	Fender/Line Holder	Black
52090	Fender/Line Holder	White



Fender Loops

3 Pack of hollow braided polypropylene double 4" loop fender lines - ready to use out of the pack.

53380	Fender Loops	18"
53381	Fender Loops	16"
53382	Fender Loops	14"



Fender Lines/Whips

These 5' long, 3/8" solid braid, multi-filament polypropylene fender whips will not kink, and are mildew and rot resistant. Pre-spliced and professionally finished, these fender whips are made to last. Secure your fender without hard-to-untie knots. Color matched to our MFP Floating Dock lines.

Nylon Fender Whips

Nylon braided 1/4" x 6' fender whips. 5" splice, whipped at splice and at bitter end. Sold in Pairs.

53312	Fender Whips	White
53320	Fender Whips	Blue
53323	Fender Whips	Black



Fender Lines/Whips

	Part #	Color	Dia.	Length
Braided Fender Whip	52481	White	3/8"	60"
Braided Fender Whip	52482	Black	3/8"	60"
Braided Fender Whip	52483	Blue	3/8"	60"
Braided Fender Whip	52484	Navy	3/8"	60"
Braided Fender Whip	52485	Hunter Green	3/8"	60"



Electrical Accessories

Battery Meter/Alternator Checker

Always know your battery condition! Now with built-in Alternator Checker. LED's light up to easily read your Alternator or Battery condition. Magnetic back for securing unit during testing. Color-coded black gator clip ground wire with red test probe. 12V.



51004 Battery Meter 12V

Marine Terminals Battery Kit


Convert your "post" style battery into a marine "wing nut" style battery in seconds! 5/16" Negative terminal and 3/8" Positive terminal. Color coded coating



51006 Marine Terminals 5/16" - 3/8"

Gator Battery Clips

Spring loaded copper plated battery clips commonly used for aerators and portable lights. 30 Amp.



51010 Gator Battery Clips 30 Amp

Battery Clips

Spring loaded copper plated 3" battery clips commonly used for aerators and portable lights. Color coded coated handles. 15 Amp.



51008 Battery Clips 15 Amp

Heavy Duty Battery Clips

Spring loaded copper plated 3" battery clips commonly used for aerators and portable lights. Color coded plastic handles. Fits up to 6 gauge wire. 30 Amp.



51011 Battery Clips 30 Amp

Electrical Kits

Professional Electrical Kit

338 Piece Marine Grade Electrical Kit with heat shrink tubing plus wire stripper and mini-torch. Huge assortment of all the necessary male and female connectors and terminals to do a professional repair or installation on any 12 or 24 volt electrical system.



51060 Kit w/ Stripper & Torch 340 Pcs.

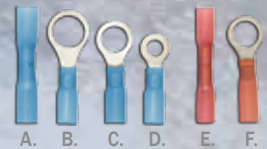
51058 Wire Stripper Only 1 Pc

Heat Shrink Connector Kit

For water proof electrical connections. Heat activated adhesive for complete seal. Kit includes 1/4", 5/16" and 3/8" ring terminals and butt connectors for gauges 14 through 22.



- A. 16-14 Gauge Butt Connector (qty 12)
- B. 16-14 Gauge 3/8" Eye Connector (qty 6)
- C. 16-14 Gauge 5/16" Eye Connector (qty 6)
- D. 16-14 Gauge #10 Eye Connector (qty 6)
- E. 22-18 Gauge Butt Connector (qty 6)
- F. 22-18 Gauge 5/16" Eye Connector (qty 6)



51059 Heat Shrink Kit 42 pcs.

Terminal Kit

Electrical terminal kit with 30 piece connectors and crimping tool.

51057 Terminal Kit 30 pcs.



Battery Boxes & Trays

Battery Trays

Keep batteries secure to prevent damage to passengers, your boat & equipment. Includes stainless hardware and adjustable buckle strap. Polybag with header.



51014	Battery Tray	Group 24m
51016	Battery Tray	Group 27m
51017	Battery Tray	Group 31m

Battery Tray Strap

Replacement strap for use with 51014, 51016, 51017 battery trays.



51026	Utility Tie Down	54" x 1-1/2"
-------	------------------	--------------

Battery Box


Keep batteries secure to prevent damage to passengers, your boat & equipment. Includes stainless hardware and adjustable buckle strap. Polybag with Header.



51018	Battery Box	24 Series
51020	Battery Box	27 Series

Screw-down Battery Trays

Keep batteries secure to prevent damage to passengers, your boat & equipment. Includes stainless hardware and adjustable buckle strap. Polybag with Header. Stainless steel screw tie downs keep batteries securely in place preventing damage and are corrosion resistant.



51022	Battery Tray w/ SS Screw Tie Down	Group 24m
51023	Battery Tray w/ SS Screw Tie Down	Group 27m

Electrical Accessories

Accessory Socket Extension

8' Black extension. Has cap to keep plug clean and dry when not in use. 12 volt.



51411	Socket Extension	8'
-------	------------------	----

Battery Clip Extension

Connect your 12V accessories directly to the battery. Copper plated color coded battery clips with 12" wire to corrosion resistant socket.



51012	Battery Clip Extension	12V
-------	------------------------	-----

Power Socket

Great for use with many 12 volt applications. Weather resistant cover. Push on wires. Includes mounting hardware.



51422	Power Socket Only	Chrome Plated
51421	Power Socket Only	Stainless Steel

Twin Socket Power Plug

Power plug doubles the number of outlets available for your accessories. 12 volt.



51410	Twin Socket Plug	20 Amp
-------	------------------	--------

Electrical Accessories

Battery Cut Off Switch w/ Key

Don't drain your battery, cut it off completely! Removable key acts as ap. 100 Amp @ 12V continuous. 1/4" diam. mounting bolts.



51030	Battery Cut Off Switch	Keyed
--------------	------------------------	-------

Battery Switches


Molded Case - High Impact. Ignition protected. Will replace competitive switches without modification. 3/8" cable lugs. Only 2.75" deep x 5.2" radius.



51034	Battery Switch	1 Bank
51035	Battery Switch	2 Bank

Circuit Breaker - Automatic Reset

Automatic circuit breaker for trolling motor. Available in 20, 30, 40, and 50 amp.



RL54-120PLP	20 Amp
RL54-130PLP	30 Amp
RL54-140PLP	40 Amp
RL54-150PLP	50 Amp

Circuit Breaker - Manual Reset

Manual circuit breaker for trolling motor. Available in 20, 30, 40, and 50 amp.



75125-B	20 Amp
75135-B	30 Amp
75145-B	40 Amp
75155-B	50 Amp

Breaker Mounting Bracket

For convenient mounting of trolling motor breaker for use with manual or automatic trolling motor breakers.



BRK-1	Trolling Mtr. Breaker Bracket
--------------	-------------------------------

Breaker Cover

Covers breaker terminals protecting them from elements and prevents corrosion.



BCV-1	Breaker Cover
--------------	---------------

In-Line Waterproof Fuse Holders

ATO - Black with 12 Ga. red wire. Includes 20 Amp Fuse.



51405	ATO Fuse Holder	30 Amp
--------------	-----------------	--------

In-Line Waterproof Fuse Holders

AWG - Accepts 12-18 wire. Yellow. For 1/4" x 1-1/4" fuses.



51404	AWG Fuse Holder	30 Amp
--------------	-----------------	--------

Fuse Terminal Block

4 & 6 circuit fuse block. Accepts SFE & AGC style fuses. Buss bar for easy hook-ups. Positive and Negative.



51406	Fuse Terminal Block	4 Gang	2.75" x 3.5"
51407	Fuse Terminal Block	6 Gang	3.25" x 4.5"

Tie Wraps

Heavy-duty nylon wire ties.




51048	Wire Ties - 100 Pack	4"
51049	Wire Ties - 100 Pack	8"
51050	Wire Ties - 100 Pack	11"
51051	Wire Ties - 100 Pack	14"
51052	Wire Ties w/ Mt. Hole - 100 Pack	7"
51053	Wire Ties w/ Mt. Hole - 100 Pack	Asst.

Electrical Accessories

Chart Light/Cigarette Lighter

Cigarette lighter with built-in chart light and power socket. Chart light has on-off switch. Includes mounting hardware. Push on wires. **12V**
12 Volt.



51418	Light/Lighter	Chrome Plated
51420	Light/Lighter	Stainless Steel

Power Plug & Socket

Universal Plug and Socket for many 12 volt applications. Weather resistant cover. Push on wires. Includes mounting hardware. Available together and separate. **12V**



51412	Power Plug & Socket	Nylon
51416	Power Socket Only	Nylon
51417	Power Plug Only	Nylon

Speedometer Pitot Kit

Universal Speedometer Pitot



52618	Speedometer Pitot Kit
--------------	-----------------------

Corded Spotlight

12V, 1-million-candlepower corded spotlight.



51080	Spotlight	12V
--------------	-----------	-----

Kill Switches & Lanyards

Universal Kill Switch w/ Lanyard

KILL SWITCH - UNIVERSAL Dual circuitry allows kill switch to be wired for either ignition kill or magneto kill. **WARNING:** Test switch for proper function before each use. Replace lanyard if worn, cut or frayed.



51303	Kill Switch	Universal
--------------	-------------	-----------

Kill Switch Lanyard

Replacement kill switch lanyard for Merc style switch. Coiled cord. Brass crimps. Stainless steel clip and plastic safety release.



51301	Merc Style Kill Switch	Coiled
--------------	------------------------	--------

Kill Switch Lanyard


Replacement kill switch lanyard. Coiled cord. Plastic safety vest clip and float.



51299	Kill Switch Lanyard	Coiled
--------------	---------------------	--------

Kill Switch Lanyard - 7 Key

Universal kill switch lanyard fits replacement lanyards. Coiled cord. Plastic safety vest clip. Has 7 keys to fit all BRP, Johnson, Evinrude, Mercury, Yamaha, Honda, Tohatsu, Nissan and Suzuki kill switches.



51302	7 Key Kill Switch	Coiled
--------------	-------------------	--------

Electrical Accessories

Momentary Switch

Corrosion resistant brass switch, accommodates up to 1" thick panel. Water resistant cap. 15 Amp @ 12V.




12V

51360	Momentary Switch	MOM - OFF
-------	------------------	-----------

Momentary Switch

Momentary push mini switch with boot is perfect for horn button.



12V

51361	Switch	MOM - OFF
-------	--------	-----------

Toggle Switches - 2 Position

Black plastic lever and locking ring with paddle seal and knurled cap nut. Great for lights, aerators and blowers. 15 Amp @ 12V.



12V

51306	Toggle Switch	ON-OFF	2 Term.
51308	Toggle Switch	MOM-OFF	2 Term.
51320	Illuminated Toggle Switch	ON-OFF	4 Term.
51300	Waterproof Toggle Switch Boot	Black	

Toggle Switches - 3 Position

Black plastic lever and locking ring with paddle seal and knurled cap nut. For running lights and anchor lights separately. 15 Amp @ 12V.



12V

51307	Toggle Switch	ON-OFF-ON	3 Term.
51309	Toggle Switch	MOM-OFF-MOM	3 Term.
51310	Toggle Switch	ON-OFF-MOM	3 Term.
51321	Illuminated Toggle Sw.	ON-OFF-ON	5 Term.

Brass Toggle Switches

Chrome plated brass. Accommodates 10 Amp @ 250V AC, 15 Amp @ 120V AC & 15 Amp @ 12V DC.



12V

51330	Brass Toggle Switch	ON-OFF	2 Term.
51331	Brass Toggle Switch	ON-OFF-ON	2 Term.

Push/Pull Switch

Corrosion resistant brass switch, accommodates up to 1" thick panel. 15 Amp @ 12V.



12V

51304	Push/Pull Switch Brass	2 Position
51305	Push/Pull Switch	3 Position

Rocker Switches

Low profile switch with matte black plastic housing. Uses standard female disconnect terminals. Available in illuminated when set to ON position. 15 Amp @ 12V .



12V

51340	Rocker Switch	ON-OFF	2 Term.
51341	Rocker Switch	ON-OFF-ON	3 Term.
51342	Rocker Switch	MOM-OFF	2 Term.
51350	Illuminated Rocker Switch	ON-OFF	4 Term.
51351	Illuminated Rocker Switch	ON-OFF-ON	6 Term.

Rocker Switch Panels

Illuminated rocker switches with boots and screw in fuses. Corrosion resistant aluminum face. Includes extra labels & mounting hardware.



51400	Rocker Switch Panel	4 Gang	4.5" x 5"
51401	Rocker Switch Panel	6 Gang	4.5" x 6.5"

Trim Switch Panel

Corrosion resistant brass switch, accommodates up to 1" thick panel. 15 Amp @ 12V.

12V



51380	Trim Switch Panel	2 Position
-------	-------------------	------------

Switch Panels w/ Socket

Catalog Copy goes here



51370	Toggle Switch Panel	3 Gang	4.5" x 5"
51373	Toggle Switch Panel	5 Gang	4.5" x 6.5"

Trolling Motor Accy's

Trolling Motor Connectors


Designed to be flush-mounted, this socket makes connection of your trolling motor quick and easy. Wire the plug to the motor end, and add 8- or 10-gauge heavy gauge cable from the battery to the socket, and you're ready to go. Includes butt connectors. Works on 12V or 24V motors.



		Connector	Type	Wire
51441	Trolling Mtr Plug	Male	2-Wire	10 Ga.
51442	Trolling Mtr Socket	Female	2-Wire	10 Ga.
51443	Trolling Mtr Plug	Male	3-Wire	10 Ga.
51444	Trolling Mtr Socket	Female	3-Wire	10 Ga.
51445	Trolling Mtr Socket	Male	2-Wire	8 Ga.
51446	Trolling Mtr Plug	Female	2-Wire	8 Ga.
51447	Trolling Mtr Socket	Male	3-Wire	8 Ga.
51448	Trolling Mtr Plug	Female	3-Wire	8 Ga.

50 Amp Fuse Kit

Universal, heavy-duty 50 Amp fuse kit for trolling motors. Each lead is 10" long. Capsule length is 3-1/4". Overall 23-1/4" length. 8 Gauge wire leads. AGU50 fuse.



52682 Trolling Mtr. 50 Amp Fuse Kit Universal

Trolling Motor Mounting Isolators

Set of four "Type-T" isolators for mounting bow mount trolling motors. Set consists of four mounting isolators and four mounting bolts.



RL8374 Trolling Mtr Mount Isolators 4 Count

Replacement Propeller Kit

Polycarbonate replacement propeller for Motorguide® trolling motors. Includes propeller nut and shaft pin for easy installation.



52683 2-Blade - 3" Repl. MGA0476B

52685 3-Blade - 3.5" Repl. MGA089B

Trolling Motor Transducer Mount

Stainless steel clamp with nylon base.

This simple-to-install bracket allows you to mount your transom transducer to your trolling motor.



52648 Trolling Mtr. Transducer Mount

Deck Mount T/M Connectors

Compatible with Marincó®



51555 Female (Boat) Side

51556 Male (Motor) Side

Trolling Motor Pull Cord

Durable, abrasion resistant 48" nylon pull cord with heavy-duty plastic handle.



52245 Trolling Mtr. Pull Cord

Trolling Motor Bracket

Easily remove trolling motor. 4 Universal positions. Corrosion free resin mounting block. For Transom mount trolling motors.



52650 Universal Trolling Mtr Bracket

Prop Nut/Shear Pin/Wrench

Replacement Propeller Nut Accessory Kit. Easy-off prop wrench, propeller nut and 2 shafts. Replaces Motorguide® MGA050B6.




52686 Trolling Mtr. Prop Nut, Pin & Key Kit

Replacement Cable

OMC® Replacement Cable

Replacement trolling motor cable for OMC® trolling motors, built by OMC®, Not MinnKota. 60" Length. Replaces OMC® Part #0116473.



65221	OMC® Replacement Cable
--------------	------------------------

Foot Pedal Recess

Foot Pedal Recess

Finally an economical aftermarket foot pedal recess for the deck of your Bass Boat!! This recess allows more even weight distribution while fishing for less stress on the knees and back. One size fits MOST trolling motor foot pedals. Fiberglass construction with 1/2" plywood bottom reinforcing for strength and durability.



Heavy-duty
Fiberglass!

RFP-G	Gray Foot Pedal Recess	20.5"L x 13.5"W x 4-5/8"D
RFP-B	Black Foot Pedal Recess	20.5"L x 13.5"W x 4-5/8"D
RFP-W	White Foot Pedal Recess	20.5"L x 13.5"W x 4-5/8"D

Antenna Mounts

Nylon Antenna Mounts

Boatersports antenna mounts are made of injection-molded, heavy duty nylon. Accepts any antenna with 1" x 14 Threads.

52252	Antenna Mount Nylon	Deck Fixed
52253	Antenna Mount Nylon	Deck Ratchet
52254	Antenna Mount Nylon	Rail Mount



52252



52253



52254

Stainless Steel Antenna Mounts

Locking handle. Loran or GPS. 1" x 14 Thread. Made of heavy-duty 316 Stainless Steel. Resists rust and marring.

52255	Antenna Mount Stainless	Deck Knob
52256	Antenna Mount Stainless	Rail Lever
52257	Antenna Mount Stainless	Deck Fixed



52255



52256



52257

Stern Lights & Bases

Fold Down Stern/Anchor Light

All-around folding anchor/stern light adjusts to any angle with thumb screw. 12" anodized tube non-corrosive and water tight. Provides 2-mile 360° visibility.



51264	Anchor/Stern Light	10-3/4"
-------	--------------------	---------

All-Round Stern Light

2-pin standard stowaway plug-in pole with frosted globe and lens and 360° two mile visibility. Standardized pole fits Attwood® and other competitive two pin bases. Available in 24", 36" and 48" lengths.



51251	All-Round Stern Light	24"
51253	All-Round Stern Light	36"
51255	All-Round Stern Light	48"
51258	Replacement Globe	Frosted

Pontoon Light

Anodized aluminum pole and sturdy plastic base for corrosion resistance. Two mile all-round light for powerboats under 39.4 feet. Frosted, screw-on globe provides soft, glare-free light.



51261	Pontoon Light	Low Profile
51258	Replacement Globe	Frosted

All Around Folding Anchor/Stern Light

All-around folding anchor/stern light adjusts to any angle with thumb screw. 12" anodized tube non-corrosive and water tight. Provides 2-mile 360° visibility.



51260	Anchor/Stern Light	10-1/2"
-------	--------------------	---------

Plug-in Light Base Chrome

Chrome plated Zamak stern light base with swivel cover to protect socket when light is stowed. 2-pin contact socket for standard and angled poles is keyed to prevent incorrect insertion of light poles. Direct replacement for Attwood® and other competitive brands.



51273	Plug-in Light Base	2 Pin
-------	--------------------	-------

Plug-in Light Base

Keeps clean and dry when not in use with tethered cover. Fits standard stowable lights. Corrosion free high-impact black nylon. Direct replacement to Attwood® and other competitive bases.



51274	Plug-in Light Base	2 Pin
-------	--------------------	-------

Clamp-On Lights

Clamp-On Bow Lights

Navigation lights that install in minutes! Bi-Color Bow Lights are water resistant and include a spare 2.5V bulb. Requires 2 "D" cell batteries.




AVAILABLE IN
CAMO

51277	Camo Bi-Color Bow Light	Clamp-on
51279	Bi-Color Bow Light	Clamp-on

Clamp-On Stern Lights

Navigation lights that install in minutes! Clamp-On All-Round Stern Lights are water resistant and include a spare 2.5V bulb. Requires 2 "D" cell batteries.



AVAILABLE IN
CAMO

51276	Camo Stern Light	Clamp-on
51278	Stern Light	Clamp-on

Bow Lights

Plug-in Bow Light w/ Base

Stowaway bi-color bow light features convenient plug-ins that enable the light to be activated or removed quickly and easily. Provides one-mile, 225° visibility for safer boating. Anodized aluminum pole and nylon base with cap included.



51216 Plug-in Bow Light 14"

Chrome Plug-In Bow Light

Classic style zamac 10" angled bow light. Stores easily and replaces most common bow lights. Fits most standard 2-pin light bases. Uses #1004 replacement bulbs.



51217 Bow Light 10" Angled

Tear Drop Bow Lights

Red and green light provides visibility for 1 mile, 225° visibility. Plastic housing with aluminum pole.



51220 Angled Bow Light 2 Pin

51221 Straight Bow Light 2 Pin

Small Bow Light

Combination red & green navigation light has a chrome-plated Zamak housing. 12V. Meets USCG specifications for boats under 39'.



51202 Bow Light Chrome



Recessed Bow Lights

Stainless Steel tear drop shaped housing an 8 candle power bulb. 7-3/4" length x 2-1/4". Clam pack.



51236 Recessed Bow Lights Stainless Steel

Flush Mount Bow Light

Bi-Color red and green navigation light has a chrome-plated Zamak housing with a low profile black base. 12V. Meets USCG specifications for boats under 39'.



51204 Bow Light Chrome



Bow Lights

Bi-color red and green lenses inside separate high impact corrosion resistant black nylon housings. Great for pontoons boats. 12V.



51219 Tear Drop Light - Pair Top Mount

51225 Tear Drop Light - Pair Side Mount

Bow Light

Bi-color red and green lenses inside high impact corrosion resistant black nylon housing. 12V.



51211 Tear Drop Lights Top Mount

Transom Lighting

Round Transom Light

Stainless steel 3" diameter transom light. 1-3/4" depth. Supplied with rubber mounting pad. 12V.



51240 Transom Light 2-15/16" Dia.

Transom Light

Stainless steel transom light. Measures 5-1/8" x 3-3/8" x 1" depth. Supplied with rubber mounting pad. 12V.

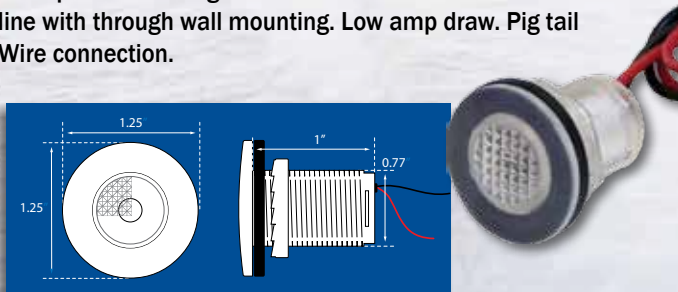


51241 Transom Light 3-1/18" x 5-3/16"

Interior Lighting

LED Submersible Utility/Livewell Light


Cool white with clear lens single LED light is totally waterproof and designed to be used above or below water line with through wall mounting. Low amp draw. Pig tail Wire connection.



51114 LED Utility/Livewell Light 1.25" x 1.25"

Waterproof LED Utility Strip Light

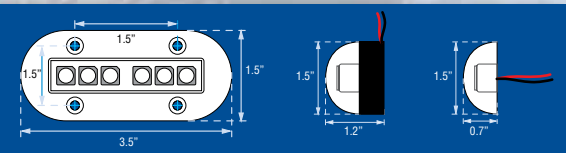
White, Red or Amber LED light with clear lens. 6 LED light is totally waterproof and designed to be used above or below water line. Low amp draw, shock resistant, 10 year LED warranty, 12-volt and pig tail wire connection is fully sealed.



51104 LED Strip Light	White
51106 LED Strip Light	Red
51107 LED Strip Light	Amber

High Intensity LED Surface Mount Underwater Light

Finally an affordable Underwater Light! Totally waterproof and designed to be used above or below water line. Available in White, Green & Blue LED colors. The convex glass used allows for more of a flood effect offers a wider aperture and greater light output. than comparable LED models on the market. The LED design draws less amperage from limited onboard power supplies and has extended bulb life over conventional bulbs. Includes surface option mounting pad.



51088 LED Underwater Light	White
51089 LED Underwater Light	Blue
51090 LED Underwater Light	Green

Transoms



Trim Tabs



T-Tops



Proven to attract bait fish to during night trips, and add ambiance to any vessel.

Replacement Bulbs

Light Bulb Assortment

Multiple assortment of 12 volt bulbs, includes a 2.5 volt bulb for portable stern and bow light, #90 bulb for auto, marine interior, bow/stern light, #1157 bulb for auto park, tail light and signal lights and #1004 All Round Lights.

51064 Light Bulb Assortment



Seating Accessories

Pedestal Set

Seat Mount Kit. Zinc-plated seat mount / aluminum extension post / stainless steel 7" x 7" base.



54900	Pedestal Set	11" Post
--------------	--------------	----------

Seat Posts

3/4" Pin-type extension posts. Brushed aluminum.



54929	11" Seat Post	Threaded
54930	11" Seat Post	Non-threaded
54931	Seat Post	13" Seat Post
54932	Seat Post - 25" to 31"	Adjustable

Seat Base

7" x 7" Brushed finish seat base. Stainless Steel. 3/4" Pin-type.



54936	Seat Base	Non-threaded
54937	Seat Base	Threaded

Seat Mount

3/4" Pin-type plated seat mount. With spring to help absorb shock. Non-threaded.



54934	Seat Mount	3/4" Pin-type
--------------	------------	---------------

Seat Pedestals


Black powder coated economy seat pedestal. Fixed and adjustable height available. Use with flat swivel.



54938	Seat Pedestal	7"
54940	Seat Pedestal	13"
54942	Pedestal - 11.5"-17.5"	Adjustable

Seat Slide Mounting Kit

All aluminum seat slide kit consists of slide assembly, seat plate and required hardware.



BS70	Seat Slide Mt Kit	15"
BS73	Seat Slide Mt Kit	33"

Seat Slide Plate Only

All aluminum seat plate only. Works with BS71 slide assembly as well as other popular OEM brands.



BS72	Seat Slide Plate Only
-------------	-----------------------

Seat Slide Assembly

All aluminum 33" long slide to accommodate BS72 slide plate.



BS71	Seat Slide Assembly
-------------	---------------------

Seating Accessories

Flat Seat Swivel

Stamped black powder coated flat seat swivel. 360° swivel with nylon bearing.



54946	Flat Seat Swivel	360°
-------	------------------	------

Seat Bracket

Jon boat style seat bracket. Non-swivel seat base designed to clamp onto your Jon boat seat.



54943	Seat Bracket	Jon Boat Style
-------	--------------	----------------

Rod Holders

Flush Mount Rod Holder

Angled flush-mount single rod holder made of high impact nylon. Available in white, black and stainless steel. Stainless Steel comes with watertight cap. Clam pack.



52206	Flush Mt. Rod Holder	Black
52208	Flush Mt. Rod Holder	White
52224	Flush Mt. Rod Holder	Stainless

Single Rod Holder

Single rod holder mounts easily for access to your rod or gaff. Made of high impact white plastic that resists chips and cracks. 12 Pack. Display Box.



52209	Rod Holder	1 Bank
-------	------------	--------

Adjustable Rod Holders

Tournament Adjustable Rod Holder pivots up and down and swivels 360 degrees. Locking system secures spinning. Bait cast and closed face rods and reels. Constructed of black heavy-duty ABS plastic with stainless steel hardware. Choose from 3 mounting types. Rail mount attaches to round or square rails up to 1" dia. Clam pack.



52202	Adj. Rod Holder	Side Mount
52203	Adj. Rod Holder	Top Mount
52204	Adj. Rod Holder	Rail Mount

Rail Mount SS Rod Holder

Single rail mount rod holder allows easy access to your rod or gaff. Stainless Steel for resistance to corrosion.



52228	Rod Holder - SS	1 Bank
-------	-----------------	--------

Rod Hold-Down



Deck mount rod hold-down. Includes one rubber hold-down strap, one eye strap and three stainless steel screws.



52234	Rod Hold-Down	18"
52235	Rod Hold-Down	12"

Rod Holder Rack

The Rod holder and storage feature is a great place to store your pliers and fillet knives. Made of high impact white plastic that resists chips and cracks and can be cleaned with soap and water.



52212	Rod Holder Rack	2 - White
52213	Rod Holder Rack	2 - Black
52214	Rod Holder Rack	3 - White
52215	Rod Holder Rack	3 - Black

Cup Holders & Accessories

Swivel Mount Brass Cup Holder

Includes foam Coolie! Chrome plated brass cup holder with removable swivel mount can be installed anywhere. Fits all size beverages. Clam pack.



52004 Swivel Cup Holder Chrome Brass

Stainless Steel Cup Holder

316 Stainless Steel. 3-1/4" - 4". Drain hole in bottom of cup holder.



52003 Cup Holder Stainless Steel

Single Drink Holder

Single drink holder comes with rail and suction cup mounting accessories.



52030 Single Cup Holder White

Fold-Up Adjustable Drink Holder

Folding drink holder with pop-up adjustable arms. Non-corrosive material, mounting hardware included.



52012 Fold-up Drink Holder White

52014 Fold-up Drink Holder Gray

52016 Fold-up Drink Holder Black

Dual Drink Holder

Dual Drink holder comes with mounting accessories. Made of heavy-duty nylon to resist breaking and corrosion. Holds two cans with cozies!



52032 Dual Cup Holder White

Insulated Drink Holder

Insulated polystyrene drink holder keeps your drinks cool. Textured material for extra grip. For 12 oz cans.



52025 Drink Holder Insulated

Cooler Chock Corners

Perfect for keeping your cooler in place. It secures the cooler to the deck or floor of your boat. Supplied with mounting hardware and tie-down bungee cords.



54085 Cooler Chock Corners White

Knife & Plier Holder

Keep your pliers and knives safely stowed. Made of heavy-duty nylon to resist breaking and corrosion.

H 7.25" x W 6.25 x D 2.25"



52038 Knife Holder White

Misc. Accessories

Basic Deck Brush


Aluminum Handle with medium-soft bristles.



52702	Basic Deck Brush	4"
--------------	------------------	----

Telescopic Flow Through Deck Brush

Aluminum Handle. Medium-soft bristles. Padded grips on Flow-thru brush. 52704 telescopes from 45" to 70".



52704	Flow-Through Brush	Telescopic
--------------	--------------------	------------

Stretch Cord With Hooks

Fray resistant heavy duty stretch cord with scratch-resistant vinyl covered hooks to prevent scratching. Available in various lengths.



52272	Stretch Cord w/ Hooks	18"
52274	Stretch Cord w/ Hooks	24"
52276	Stretch Cord w/ Hooks	36"
52278	Stretch Cord w/ Hooks	48"

Tow Harnesses

Vinyl covered steel cable OR poly rope. Both have a center-pull tow pulley.



52430	Cable 8'	Steel
52431	Poly 8'	Polypropylene
52432	Cable 12'	Steel
52433	Poly 12'	Polypropylene

US Flag

Show your patriotism by flying "Old Glory" on your boat. 12" x 18"



58122	US Flag	12" x 18"
--------------	---------	-----------

Flag Pole

Extendable flag pole fits in existing stern light socket. 26"-48" extension. Compatible with most major light pole sockets.



58007	Flag Pole Stern Socket	26"-48"
--------------	------------------------	---------

Steering Wheel Knobs

Stainless Steel. Makes docking and maneuvering a breeze!



55208	Wheel Knob - Small	Stainless
--------------	--------------------	-----------

Windshield Fasteners

Windshield quick release fasteners make removing and installing windshield easy.



54211	Windshield Fasteners	Nylon
--------------	----------------------	-------

Ladders

Transom Mount Ladder

Features a unique swivel mounting bracket to assure proper fit to most boat transoms. Requires minimal amount of space. Ideal for bass type boats.

52416	Transom Mount Ladder	3 Step
52418	Transom Mount Ladder	4 Step



52416
 Folded:
 9.25" W x 12.5" L
 Extended:
 9.25" W x 24" L



52418
 Folded:
 10.5" W x 17.75" L
 Extended:
 10.5" W x 35" L

Telescopic Over Mount Ladder

All stainless steel telescoping ladder sits on top of platform when not in use, but extends deep into the water when you're ready to use it. Black molded plastic treads provide excellent traction.

52410	Telescopic Over Mount	2 Step
52412	Telescopic Over Mount	3 Step
52414	Telescopic Over Mount	4 Step



Illustration Only!
 Platform Not Included!



52410
 23.5" H (open) x 11" W
 13.5" H (closed)
 3.5" Mount Tab



52412
 35" H (open) x 11" W
 15" H (closed)
 3.5" Mount Tab

52414
 47.5" H (open) x 11" W
 17.5" H (closed)
 3.5" Mount Tab

Folding Pontoon Ladder

Constructed of heavy-duty 1" dia. anodized aluminum tubing with custom molded "non slip" steps and soft tip rubber bumpers to protect your pontoon tubes when deployed. Mounts easy with flush mount plastic cups.

ACS-4	Folding Pontoon Ladder	4 Step
--------------	------------------------	--------

ASC-4
 43.5" H x 14" W
 29" H Folded
 34.5" Step Length
 6.5" D x 6" H - Hooks



Mounting Sockets Included!



52404	Aluminum Ladder - 46" L	4 Step
52406	Aluminum Ladder - 56" L	5 Step

52404
 46" H x 14.5" W
 11" D (hook)
 9.75" Between Steps

52406
 56" H x 14.5" W
 11" D (hook)
 9.75" Between Steps



Ladders

Dock/Pontoon Ladder Mounting Hardware Kit



52422 Ladder Mounting Kit Stainless



For Use With
52419,
52420
& 52421

Pontoon Ladder Mounting Kit

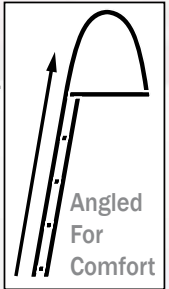
ASC-CUP Ladder Mounting Kit Stainless



For Use With
ACS-4

Aluminum Dock/Pontoon Ladder

Heavy Duty 1" heavy wall square aluminum tubing. Stainless steel assembly hardware included. Lightweight and durable. Features angled extra wide steps and quick release system.



52419	Dock/Pontoon Ladder	3 Step
52420	Dock/Pontoon Ladder	4 Step
52421	Dock/Pontoon Ladder	5 Step



- 52419**
55"H x 15"W
34" Step Length
11.5" Mount Depth
11.5" Between Steps
- 52420**
65"H x 15"W
46.5" Step Length
11.5" Mount Depth
11.5" Between Steps
- 52421**
75"H x 15"W
59" Step Length
11.5" Mount Depth
11.5" Between Steps



Motor Accessories

Basic Motor Flusher

Motor flusher fits most outboards and I/O outdrives. Flush contaminants from cooling system and allows idling for engine adjustments. Install in seconds using a garden hose. Needs no tools.



53300 Motor Flusher Basic

Large Motor Flusher

Designed for larger outboards. Flush contaminants from cooling system and allows idling for engine adjustments. Install in seconds using a garden hose. Needs no tools.



53302 Motor Flusher Large

Dual Flow Flusher

Universal dual flow motor flusher. Works on most outboards and inboard I/O's. Great way to test run you motor before heading to the water.



53304 Motor Flusher Dual Flow

Inboard Motor Flusher

Allows for easy flushing for boats with inboard engines with water intake on bottom of boat. Telescoping poling adjusts to height and standard garden hose connection.



53299 Inboard Motor Flusher Standard

Volvo® Motor Flusher

Specifically designed to fit on Volvo® SX out drives ensuring an excellent fit for even water flow.



53303 Volvo Motor Flusher Even Flow

Funnel & Detach Flex Hose

Flex funnel and detachable flex hose for extra length. Made from tough, high density polypropylene.



53282 Flex Funnel 2-Piece

Lower Unit Lube Pump

Lower unit quart pumps fit standard quart bottles. Fits domestic engines and adapter fittings are available to fit most imported engines.



52610 Lower Unit Lube Pump Universal

Oil Transfer Pump

Easy to operate siphon pump for transferring oil, gas, water or any type of liquid. Comes with hose that fits in the dipstick housing.



52607 Oil Transfer Pump Hand Operated

12V Oil Changer

This 12-volt Oil Changer pumps hot oil out through the dipstick tube without mess, saving you time and money. Completely self-contained 12-volt electric rotary pump has the extra power to drain oil from larger vehicles. Includes battery clips with eight foot leads. Magnetized bottom holds the unit to steel surfaces. Clam pack.



Drains 3 Quarts in 5 Minutes!



52608 Oil Changer 12 Volt

Drill Pump


Drill pump for transferring fluids and oils. Hose included.



52609 Drill Pump Hand Power

Universal Fuel Sending Unit

Universal Fuel Sender, adjustable for tank depths from 4" to 24". Standard SAE 5-hole pattern. Rust proof reinforced Delrin flange with rigid aluminum insert. 33 ohm resistance range.



53260 Fuel Sending Unit 4" - 24"

Fuel Accessories

Brass Fuel Fittings

Solid Brass construction for supreme corrosion resistance.



53116	3/8" NPT Male x 3/8" NPT Female
53117	1/4" NPT Male x 1/4" NPT Female

Brass 3-way Fuel Valve

This 3-way fuel valve connects two tanks to one engine. Draws from one at a time. Has three 1/4" female ports. Meets all regulatory standards.



53120	3-Way Fuel Valve	Brass
--------------	------------------	-------

Pipe Thread Tape

For sealing pipe threaded fittings.



53195	Pipe Thread Tape
--------------	------------------

Anti-Siphon Valve

1/4" NPT, 3/8" Hose anti-siphon fuel fitting .



53119	Anti-siphon valve	Aluminum
--------------	-------------------	----------

Brass Hose Barbs

Solid Brass construction for excellent corrosion resistance.



53237	1/4" Barb x 1/8" NPT Thread	Brass
53239	5/16" Barb x 3/8" NPT Thread	Brass
53240	3/8" Barb x 1/4" NPT Thread	Brass
53241	5/16" Barb x 1/4" NPT Thread	Brass

Brass Bulkhead Fitting

High quality brass straight bulkhead fitting. 3/8" barb.



53230	Brass Bulkhead Fitting	3/8"
--------------	------------------------	------

Fuel Hardware

Tabbed Fuel Fill Key

Standard deck key used to loosen and/or tighten deck fill caps.



53256	Deck Key	Basic
--------------	----------	-------

Universal Deck Key

Universal deck key w/ lanyard used to loosen and/or tighten deck fill caps.



53257	Deck Key	Universal
--------------	----------	-----------

Deck Fill Cap Replacement

Standard 316 Stainless Steel Fill cap replacement. Highly Polished finish. Slotted for separate key. O-ring seals cap watertight.



53255	Deck Fill Cap	Keyed
--------------	---------------	-------

Fuel Vent

316 Stainless Steel fuel vent. Fits 5/8" hoses. Chrome-plated zinc vents with spark-proof holes.



53250	Fuel Vent	Stainless
--------------	-----------	-----------

Fuel Accessories

EPA Compliant Fuel Line Assemblies

All the features of our Standard Fuel Line Assemblies plus the added benefit of EPA Compliant Fuel Hose. USCG Type B1-15 SAE J1527



Yamaha®
53032



Mercury®
Cast Aluminum Fittings
53030



Universal
53025, 53026, 53027



Johnson®/Evinrude®
53028



Mercury®/Mariner®
53029

EPA	Fuel Assembly	Use With Fitting
53025	Universal (no fittings) 5/16" x 7'	
53026	Universal (no fittings) 3/8" x 7'	
53027	Universal (no fittings) 3/8" x 12'	
53028	Mercury® 3/8" x 7'	
53029	Mercury®/Mariner® 3/8" x 7'	Tank Fitting 53210
53030	Mercury® (Cast Alum) 3/8" x 7'	Tank Fitting 53210
53031	Suzuki® 3/8" x 7'	Tank Fitting 53219
53032	Yamaha® 3/8" x 7'	Tank Fitting 53209
N/A	Chrysler® Force® 3/8" x 7'	Tank Fitting 53213
53034	Johnson®/Evinrude® 3/8" x 7'	Tank Fitting 53207
N/A	Mercury® (Resin) 3/8" x 7'	Tank Fitting 53198
53036	Nissan®/Tohatsu® 3/8" x 7'	Tank Fitting 53217

Bulk Fuel Line - EPA Compliant

Meets new EPA requirements for low-permeation fuel lines. Bulk hose.



53046	Bulk Fuel Hose	5/16" x 50'
53047	Bulk Fuel Hose	3/8" x 50'

Drainable Fuel Filter/Water Separator Kit

Fuel Filter and Water Separator Kit removes water, dirt and impurities from your fuel. Includes a bracket and spin-on style filter with clear drain bowl. Clam Pack.



53095	Fuel/Water Separator Filter
53089	Spin-on Replacement

Fuel Filter/Water Separator Kit

Fuel Filter and Water Separator Kit removes water, dirt and impurities from your fuel. Includes a bracket and spin-on style filter. Color box.



53104	Fuel/Water Separator Filter
53106	Spin-on Replacement

Fuel Line Filters

Universal hardware includes 1/4", 5/16" and 3/8" OD barbs for exact match to fuel lines. Filter replacement includes 3 filters and 6 gaskets.



53108	Fuel Line Filter
53110	3 Repl. Filter Elements



Universal Primer Bulbs

Made with durable, extreme climate tested rubber, spring loaded double check valves, stainless steel hose clamps and featuring Speed Prime™ technology.












































53002	1/4" Barb
53004	5/16" Barb
53006	3/8" Barb
53008	3/8" & 5/16"

Universal Fuel Filter

Fits both 5/16" and 3/8" barbs so you always have the right filter.

53113	Universal Fuel Filter
-------	-----------------------



<p>53212 Chrysler® Force®  OEM 197787-3 REF 18-8106</p>	<p>Tank or Engine 3/8" Barb Female CP Brass</p> 	<p>53214 Honda®  OEM 22-13563A7 REF 18-8076</p>	<p>Engine 3/8" Barb 2-Prong Female Resin</p> 
<p>53213 Chrysler® Force®  OEM 23-F213238-2 REF 18-8071</p>	<p>Tank 1/4" NPT Male CP Brass</p> 	<p>53215 Honda®  OEM N/A REF 478MMC</p>	<p>Tank 3/8" NPT 2-Prong Male Brass</p> 
<p>53204 Mercury®  OEM 22-13563A7 REF 18-8076</p>	<p>Engine 3/8" Barb 2-Prong Female Resin</p> 	<p>53216 Nissan® Large 2.5-90hp  OEM 3B2-70281-0 REF 18-8079</p>	<p>Tank or Engine 3/8" Barb Female CP Brass</p> 
<p>53205 Mercury®  OEM N/A REF 18-8077</p>	<p>Tank 1/4" NPT 2-Prong Male Brass</p> 	<p>53217 Nissan® Large 2.5-90hp  OEM N/A REF 18-8078</p>	<p>Tank 1/4" NPT Male CP Brass</p> 
<p>53210 Mercury®  OEM 22831A3 REF 18-8068</p>	<p>Engine 3/8" Barb 1/4" NPT Female Aluminum</p> 	<p>53221 Nissan® Tohatsu®  OEM N/A REF 18-8088</p>	<p>Tank or Engine 3/8" Barb Female CP Brass</p> 
<p>53211 Mercury®  OEM 30185A3 REF 18-8084</p>	<p>Tank 3/8" Barb Male Aluminum</p> 	<p>53220 Nissan® Tohatsu®  OEM N/A Metric REF 18-8089</p>	<p>Tank 1/4" NPT Male CP Brass</p> 
<p>53198 Mercury®  OEM N/A REF 18-8082</p>	<p>Tank 1/4" NPT Female Resin</p> 	<p>53197 Suzuki® Large  OEM 65750-98505 REF 467LSF</p>	<p>Tank or Engine 5/16" Barb Female CP Brass</p> 
<p>53199 Mercury®  OEM 30185A3 REF 18-8084</p>	<p>Tank 3/8" Barb Male Resin</p> 	<p>53202 Suzuki® Small  OEM 65750-98505 REF 469SSF</p>	<p>Tank or Engine 5/16" Barb Female CP Brass</p> 
<p>53223 Mercury®  OEM 22831A3 REF 18-8083</p>	<p>Tank or Engine 3/8" Barb Female Aluminum</p> 	<p>53218 Suzuki® Honda®  OEM 65750-95510 REF 18-8079</p>	<p>Tank or Engine 3/8" Barb Female CP Brass</p> 
<p>53214 Mercury® Honda®  OEM 22-13563A7 REF 18-8076</p>	<p>Engine 3/8" Barb 2-Prong Female Resin</p> 	<p>53219 Suzuki® Honda® Large  OEM 99105-00193 REF 18-8078</p>	<p>Tank 1/4" NPT 1-Prong Female CP Brass</p> 
<p>53200 Johnson® Evinrude®  OEM 174508 REF 18-8056</p>	<p>Tank or Engine 5/16" Barb Female Resin</p> 	<p>53201 Yamaha®  OEM 20749/22-14213M REF 18-8085</p>	<p>Tank or Engine 5/16" Barb Female Resin</p> 
<p>53206 Johnson® Evinrude®  OEM 176445 REF 18-8092</p>	<p>Tank or Engine 3/8" Barb Female Resin</p> 	<p>53208 Yamaha®  OEM 20750 REF 18-8076</p>	<p>Tank or Engine 3/8" Barb Female Resin</p> 
<p>53207 Johnson® Evinrude®  OEM N/A REF 18-8063</p>	<p>Tank 1/4" NPT 2-Prong Male Brass</p> 	<p>53209 Yamaha®  OEM N/A REF 18-8077</p>	<p>Tank 1/4" NPT Male Brass</p> 

Stainless Steel Screw Kits

Stainless Steel Mini Kits

Popular Assortment of Stainless Steel Machine Screws, Finishing Washers & Hex Nuts. Snap lock divided case.



54402	Machine Screw Kit Oval	81 Pcs
54404	Machine Screw Kit Pan	68 Pcs
54406	Self Tapping Screw Kit	68 Pcs

Stainless Steel Kits

Popular Assortment of Stainless Steel Machine Screws, Finishing Washers & Hex Nuts. Snap lock divided case.



54408	Stainless Steel Kit	328 Pcs
54410	Stainless Steel Kit	560 Pcs

Professional Stainless Steel Kit

Popular Assortment of Marine Grade Stainless Steel Machine Screws, Finishing Washers, Hex Nuts, Pan Self-Tapping Screws & Oval Self-Tapping Screws.

Huge Assortment 1,120 Pieces
Double Sided Case!



54412	Professional Screw Kit	1,120 Pcs
-------	------------------------	-----------

Canvas Fastener Kit

Canvas Fastener Kit

47 pc. assorted canvas fastener kit with handy carrying case. For repairing canvas covers, tarps, boat covers, sail covers or any heavy fabric. Contains 1 SS snap tool and die set, 6 stud wood screws, 10 brass caps, 10 brass eye sockets and 10 eyelets.




54430	Canvas Fastener Kit	47 Pcs
-------	---------------------	--------

Padlocks

Outboard Motor Lock

Secures O/B motor to transom. Coated steel tube locks over the screws blocking access. Includes pad lock that fits inside tube.



52612	O/B Motor Lock	Keyed
-------	----------------	-------

Brass Padlock

Solid brass body and shackle with hardened steel shackle. Includes two keys.



54630	1-1/4"	Brass
54632	1-1/2"	Brass
54634	1-1/2" 2 Pack - Keyed Alike	Brass

Marine Padlock / Covered

1-1/2" Marine grade padlock with weatherproof cap. Includes two keys.



54636	Padlock w/ Cap
-------	----------------

Hooks

Safety Spring Hook

Stainless Steel safety snap with interlocking tongue to insure safety. Spring loaded. Capacity shown in safe working load.



54302	Safety Spring Hook - Stainless	2-3/8"	140 Lbs
54304	Safety Spring Hook - Stainless	3-1/8"	200 Lbs
54306	Safety Spring Hook - Stainless	3-15/16"	400 Lbs
54330	Safety Spring Hook - Plated	3-1/8"	300 Lbs
54332	Safety Spring Hook - Plated	3-15/16"	770 Lbs
54333	Safety Spring Hook - Plated	4-1/4"	900 Lbs

Fixed Eye Snap

Marine quality snaps with a stationary eye. 80 Lb safe work load.



54346	3/4" Eye 3-1/4"	Brass	80 Lbs
54344	3/4" Eye 3-1/4"	Chrome-Plated Brass	80 Lbs

Swivel Eye Snap - Brass

Universal Brass Plated Snap. Anti-tangle swivel head. Capacity shown in safe working load.



54338	Swivel Eye Snap	3-1/4"	60 Lbs
54340	Swivel Eye Snap	3-3/4"	80 Lbs
54342	Swivel Eye Snap	4-1/2"	100 Lbs

Eye Snap

Stainless steel, spring loaded eye snap. 100 Lbs safe work load.



54308	Eye Snap - 3-3/4"	Stainless	100 Lbs
-------	-------------------	-----------	---------

Universal Snap

Universal 4" Plated Snap. 240 lbs safe work load. Zinc Plated.



54334	Universal Snap	4"	240 Lbs
-------	----------------	----	---------

Quick Links

Stainless Steel and precision cast. Use for anchor chains.



54502	Quick Link - Stainless Steel	3/16"
54504	Quick Link - Stainless Steel	1/4"
54506	Quick Link - Stainless Steel	5/16"
54508	Quick Link - Stainless Steel	3/8"
54530	Quick Link - Plated Steel	3/16"
54532	Quick Link - Plated Steel	1/4"
54534	Quick Link - Plated Steel	5/16"
54536	Quick Link - Plated Steel	3/8"

Utility Winch Hook

Spring loaded closure, heavy duty zinc plated steel hook. 1500 Lbs safe work load.



54336	Utility Winch Hook	4"	1500 Lbs
-------	--------------------	----	----------

Utility Winch Hook Long

Extra long utility eye winch hook. Spring loaded closure, heavy duty zinc plated steel hook. 2000 Lbs safe work load.



54337	Utility Winch Hook - Long	4-1/4"	2000 Lbs
-------	---------------------------	--------	----------

Utility Eye Hook

316 SS utility eye hook. Multi purpose stainless steel, spring loaded feature. 650 Lbs safe work load.



54310	Utility Eye Hook Stainless Steel	4"	650 Lbs
-------	----------------------------------	----	---------

Hardware

Classic Stainless Steel Cleat

Heavy Duty 316 Stainless Steel Cast Cleat.



54002	Stainless Steel	6"
--------------	-----------------	----

Nylon Cleat

Open base nylon cleat. Good for boats or docks. 2 mounting holes.



54036	Nylon Cleat	4.5"
54038	Nylon Cleat	6"
54040	Nylon Cleat	8"

Zamak Cleat

Traditional Style Chrome Plated Zamak Cleats. #8 fasteners required. Open Base.



54032	Zamak	4.5"
54034	Zamak	6"

Galvanized Cleat

Cast Iron Galvanized Cleats - Great for Docks.



54044	Galvanized	4"
54046	Galvanized	6"
54048	Galvanized	8"
54050	Galvanized	10"
54051	Galvanized	12"

Bow Eye

Zamak Chrome Plated. For use on the bow or stern. Washers and nuts included.



54135	Bow Eye 3/8" x 4-7/8"	Zamak
--------------	-----------------------	-------

Bow/Stern Eye

316 Stainless Steel. For use on the bow or stern. Stainless steel finishing plates, washers and nuts included.



54102	Bow/Stern Eye 3/8" x 4-7/8"	Stainless
54104	Bow/Stern Eye 1/2" x 5-1/4"	Stainless

Bow/Stern Eye

Zamak chrome plated eye. Cadmium plated shanks, nut & washer. 1-1/2" ID eye hole. 3/8" shank. Comes in 3" & 5" lengths.



54134	Bow/Stern Eye	Chrome Plated
--------------	---------------	---------------

Stern Handle

6" Stainless Steel Stern/Transom handle.



54204	Stern Handle 6"	Stainless Steel
54201	Stern Handle 6"	Nylon

Hardware

Flush Hatch Pull

Injection molded and large enough to get your fingers in. Strong material will flex but not break when stepped on. 2-1/4" x 2-1/4"



54207	Flush Hatch Pull	Black
--------------	------------------	-------

Clam Shell Vent

For easy routing of cables. Stainless Steel Construction.



54212	Clam Shell Vent - pair	1/2"
54214	Clam Shell Vent - pair	5/8"

Locking Lift Ring

2-1/8" x 1-15/16" Keep valuables protected with this easy to install lock. Includes regular and offset cams. 2 Keys.



54205	Locking Lift Ring	Stainless
--------------	-------------------	-----------

Dock Mooring Ring

Galvanized Steel construction. Mooring ring attaches to docks for faster and more convenient mooring. 2" x 1/4" Diameter Ring.



54232	Dock Mooring Ring	Galvanized
--------------	-------------------	------------

Hatch Lift Handle

Marine grade Stainless Steel. Mount with four #8 screws (not included). Measures 3"W x 2-1/4"L.



54206	Hatch Lift Handle	Stainless
--------------	-------------------	-----------

Hatch Support Spring

Stainless Steel hatch spring holds open hatches, doors, table leaves etc. Holds up to 10 lbs. 8" long.



54208	Hatch Support Spring	Stainless
--------------	----------------------	-----------

Storage Clips

Made from flexible rubber. Hold stern lights, rods, etc. Mounts on a flat surface. Choose the size that best fits your needs.



54090	Storage Clips Pair	3/8"
54092	Storage Clips Pair	5/8"
54094	Storage Clips Pair	1"

Pole Light Storage Clips

Resilient plastic clip holds standard 3/4" dia. poles. Ideal for storing and protecting plug-in pole lights. 2" L x 1" H.



54096	Pole Light Storage Clips	Black
--------------	--------------------------	-------

Prop Wrench

Our prop wrench tightens all 1-1/16" propeller nuts without stripping them. Made of high-tensile-strength nylon.



52600	Prop Wrench	1-1/16"
--------------	-------------	---------



Paddles, Oars & Boat Hooks

Telescopic Boat Hook

Anodized aluminum for corrosion resistance. Telescoping handle has a positive CamLock for more secure use and easy stowing.

56112	52"-97" 2 Section
56114	45"-96" 3 Section

Telescopic Paddles

Sturdy and compact telescoping paddle. Aluminum shaft adjusts from 22" to 44" on Mini. Twist to lock and unlock. High impact molded blades. Easy to grip "T" handle.

56006	22" - 44" Telescoping
-------	-----------------------

Aluminum Paddles

Corrosion resistant aluminum shaft boat paddles with high impact handle and molded blade.

56010	3' Long
56014	4' Long
56018	4-1/2' Long
56022	5' Long
56026	5-1/2' Long

Aluminum Oars

Lightweight and durable. Will not warp. Corrosion resistant aluminum shaft and high impact, cupped, molded blade. 1-1/4" shaft.

56030	5' Long
56034	6' Long

Kayak Paddle

Lightweight and durable. Foam grip and adjustable drip guards makes this the most comfortable kayak paddle ever. 3-Way articulation angle adjustment. Release attachment at center for easy storage

56003	8' Long
-------	---------



56112
56114

56006

56010-
56026

56030-
56034

56003

Paddle Storage Holder

Nylon paddle holder for storing your paddles when not in use.

56135	Paddle Storage Holder	Nylon
-------	-----------------------	-------



Oar Accessories

Oarlock Horns w/ Pins

Heavy Duty oarlock horns with pins. 1/2" shank. Fits 1-3/4" Dia. oar shaft.



56102 Oarlock Horns w/ Pins 1/2" Shank

Oarlock Clamp-on

Clamp on Oarlocks. 1-5/16" to 2-1/8" diameter oar shafts. 1/2" shank.



56110 Oarlock Clamp-on Basic 1/2" Shank

Oarlock Horns Chrome Zamak

Chrome plated oarlock horns with pins. 1/2" shank.



56106 Oarlock Horns Chrome 1/2" Shank

Oarlock Horns Clamp-on

Heavy duty clamp-on oarlocks. 1-5/16" to 2-1/8" diameter oar shafts. 1/2" shank.



56104 Oarlock Horns Clamp-on 1/2" Shank

Oarlock Bushings

One pair of nylon injection molded oarlock bushings. 5/8" - 1/2".



56107 Oarlock Bushings 1/2" - 5/8"

Oarlock Sockets

Chrome plated oarlock sockets. 1/2" shank.



56108 Oarlock Sockets 1/2" Shank

Letter Kits

Letter & Number Kits

Custom Letter Kits include 4 sets of the letters A-Z and the numbers 0-9 (146 total) plus 16 dashes. Fuel, fading and scratch resistant. UV Coated. Meets US Coast Guard guidelines when properly applied on contrasting background.



52290	Letter Kit	3" Shaded White/Black
52306	Letter Kit	3" Block Letters - Black
52308	Letter Kit	3" Block Letters - White
52309	Letter Kit	3" Block Letters - Red
52310	Letter Kit	3" Block Letters - Blue

Safety Products

Trumpet Horns

All Stainless Steel. Trumpet bell boat horn. Easy hook up to your boat's 12V System. Mounting pads included.



58282	Single 16" L x 4-1/4" W x 5" H
58283	Dual 18" L x 7-1/2" W x 5" H

Stainless Steel 12 Volt Horn

Stainless Steel housing. 12 volt. Comes complete with mounting pad and wiring harness. Excellent for external applications. Meets USCG regulations.



58280	12 Volt Horn
--------------	--------------

Pealess Safety Whistle

Pea-less whistle. Orange ABS plastic. Lanyard. Meets USCG specifications.



58300	Basic
58302	Flat

Safety Blaster

Made of high impact plastic, operated with a light blow of your mouth, environmentally friendly, 120 decibels - 1 mile, meets USCG specifications.



58210	Orange Safety Blaster
--------------	-----------------------

5 in 1 Survival Tool

Includes whistle, compass, signal mirror, dry storage and match striker. With lanyard. You could even use as a key float!



58306	5 in 1 Survival Tool
--------------	----------------------

Marine Compass


Zero Spin. Pivot assembly is jeweled. Lighted for night use. 12V. UV Protected. A must for every boater.



58004	Marine Compass - White
58002	Marine Compass - Black

Distress Flag

Distress Flag measures 3' x 3'. Meets USCG requirements for daytime distress signal.



58112	Distress Flag
--------------	---------------

Skier Down Flag

2' x 2' Ski flag made of 420 Denier nylon mounted on a 24" pole.



52440	Skier Down Flag
--------------	-----------------

Safety Bag

Rugged Construction Safety Bag 24" x 12" x 13". Vented 600D Polyester. Two End Handles and Oversized Zipper Top.



58190	Safety Bag
--------------	------------

Key Floats

Highly visible floating key chain is made of durable soft foam with stainless steel chain. Also available in assorted colors with dry storage compartment.



52284	Soft Foam Key Float
52286	Dry Storage Key Float

Pumps

Bilge Pumps

Bilge pumps have universal mounting base allowing pumps to snap into competitors bases without modification to mounting holes or position. All pumps are ignition protected and meet USCG requirements.

57412	600 GPH	3/4"
57420	800 GPH	3/4"
57426	1100 GPH	1-1/8"



High Capacity Bilge Pumps

High capacity 1500 gph and 2000 gph bilge pumps have universal mounting base allowing pumps to snap into competitors bases without modification to mounting holes or position. All pumps are ignition protected and meet USCG requirements.

57430	1500 GPH	1-1/8"
57435	2000 GPH	1-1/8"



Bilge Pumps w/ Float Switch

Bilge pumps have universal mounting base allowing pumps to snap into competitors bases without modification to mounting holes or position. All pumps are ignition protected and meet USCG requirements.

57418	600 GPH	3/4"
57422	800 GPH	3/4"



Hand Bilge Pump

24" hand pump with 36" hose. Perfect for use on small boats, dinghies & lockers or any other place water collects.

57004	Hand Bilge Pump
-------	-----------------



Livewell Pump

Turbo designed impeller for 500 GPH 12V pump. Ignition protected & submersible. Includes mounting hardware. Tinned marine-grade wire.

57473	Livewell Pump	3/4"
-------	---------------	------



Bucket Aerator Pump

12V aerator pump designed for use in bait buckets or ice chests. Adjustable spray head, suction cups and battery clips included.

57102	Bucket Aerator Pump	Adj.
-------	---------------------	------



Float Switch

Automatic ball-type switch - no mercury - with tinned marine-grade wire. For use with most 12V bilge pumps. 15 amp. Simple installation, mounting hardware included.

57438	Standard
-------	----------



Pumps & Accessories

Plumbing Kit, Bilge Pump

Complete the installation of your bilge pump with ease. Includes plastic bilge hose, thru-hull fitting and 2 SS clamps.



57304	3/4" x 5'
57300	1-1/8" x 6'

Thru-hulls

High Impact White Nylon Thru-hull fittings. Corrosion proof. For use above the waterline.



57221	5/8" Hose	3.25" L
57222	3/4" Hose	3.5" L
57223	1" Hose	3.25" L
57224	1-1/8" Hose	3.5" L
57225	1-1/2" Hose	3.75" L

Macerator Pump

Stainless Steel shaft. 10 GPM at 6.7 ft. 12 Volt. Inlet: 1-1/2" hose or 1-1/2" NPT. Outlet: 1" hose.



57495	Macerator Pump	10 GPM
-------	----------------	--------

Cockpit Scupper Valve

2-3/4" dia. rubber valve mounts above the waterline, below cockpit drain level on the transom. Allows water to exit your boat but not enter.



54230	Cockpit Scupper Valve
-------	-----------------------

Bilge Pump Switch

3 Way Bilge Pump Switch with 10 Amp Breaker. On-Off-Auto. Marine grade tin wire and aluminum face plate. Booted toggle switch 3-1/4" x 2". L.E.D. power indicators.



57444	Bilge Pump Switch
-------	-------------------

Strainer - Stainless Steel

Provides coarse filtration and prevent large debris from entering aerator pumps. Designed for use with todays most commonly used aerator pumps. Stainless Steel.



57075	Strainer - S.S.	3/4" Threads
-------	-----------------	--------------

Deck Plate

Easy to open screw in/out design for inspections and general access. UV stabilized, high impact ABS material. "O" ring seal. 3/4" Mounting Ring.



54730	4" Cap Dia. - White	4"
54732	6" Cap Dia. - White	6"
54729	4" Cap Dia. - Black	4"
54733	6" Cap Dia. - Black	6"

Brass Spray Nozzle

Perfect for washing you boat, decks, etc. Heavy duty brass constriction.



57460	Spray Nozzle	Brass
-------	--------------	-------

Clamps and Plugs

Universal Hose Clamps

Easily attach and seal a hose onto a fitting or barb.

57202	1/4" - 5/8"	Stainless
57204	3/8" - 7/8"	Stainless
57206	7/16" - 1"	Stainless
52708	1/2" - 1-1/16"	Stainless
57210	5/8" - 1-1/4"	Stainless
57212	3/4" - 1-1/2"	Stainless



"Never Lose it Again" Plug

Screw type drain plug made of black nylon. Features an O-ring for positive sealing. 1" Diameter hole needed.

54838	Drain Plug
-------	------------



Snap Type Drain Plug

Snap type drain plugs for 1" transom tubes. Fast working cam offers the smooth, tight seal.


54842	1" Brass
54802	1" Stainless Steel
54843	1-1/4" Stainless Steel
54840	Bucket of 48 Brass



Twist Type Drain Plug

Twist-type drain plugs for 1" transom tubes. Offers the smooth, tight seal.

54844	1" Brass
54845	Bucket of 48 Brass Plugs
54804	1" Stainless Steel Plug



Garboard Drain Plug - Brass

Provides bilge drainage when hauling out. The nut plug is easily removed with a wrench or pliers. Machined, tapered pipe threads ensure water tight fit. All garboard drain plugs are 1/2" NPT male threads.

54837	Drain & Plug
54836	Replacement Plug



Deck & Baitwell Plugs - Brass

The neoprene body, stainless steel plates and adjustable brass cam snap provide a leak-proof, non slip seal. Pairs.

54850	1/2"	Brass Plug
54854	5/8"	Brass Plug
54858	11/16"	Brass Plug
54856	3/4"	Brass Plug
54860	7/8"	Brass Plug
54847	7/16"	Brass Plug



Garboard Drain Plug

Heavy-duty bronze easy-screw garboard drain plug only.

54835	Garboard Drain Plug	Brass
-------	---------------------	-------



Brass Drain Tube

Brass drain tube for use as drain for transom, motorwell, livewell or baitwell. 1" inside diameter.

54830	Drain Tube	1-7/8" L
54832	Drain Tube	3" L



Trailer Jacks

Swing-Up Trailer Jacks

BoaterSports Trailer Jacks are built tough for maximum performance and durability. EDC Silver coating provides supreme corrosion resistance against all elements. The power handle provides excellent grip and stays smooth turning using the built-in grease fitting. Hard-

ened steel gears are squared to prevent stripping. Easily swing to up or down position with double pin locking mechanism. Mag wheel for easy mobility. Color Box.

• POWER GRIP



COMFORT & CONTROL

• SQUARED GEAR



SQUARED STEEL WON'T STRIP

• GREASE FITTING

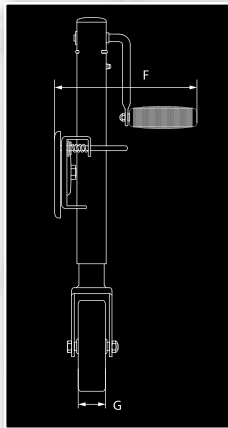
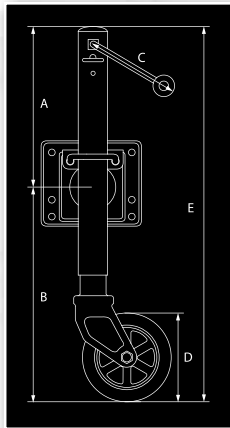


SMOOTH TURNING & LONG LASTING


• TWO-PIN



ADDED STRENGTH & DURABILITY



800 LB
Lift: 25"
Travel: 10"



Zinc Plated

1000 LB
Lift: 27"
Travel: 12.5"



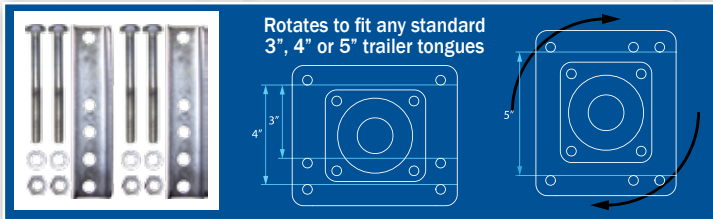
EDC COATED

1500 LB
Lift: 29"
Travel: 15"



EDC COATED

All swing-up jacks include mounting hardware and a universal mounting bracket capable of fitting any 3", 4" or 5" trailer tongue channel.



Swing-Up Jacks

		A	B	C	D	E	F	G
59212	800 Lb Swing-up Trailer Jack	10.5"	13.5"	5.25"	6"	24"	9.5"	1.75"
59954	1000 Lb Swing-up Trailer Jack	12.75"	13.75"	5.25"	7"	26.5"	9.5"	2.75"
59955	1500 Lb Swing-up Trailer Jack	14.25"	15.5"	5.25"	8"	29.75"	9.5"	3.75"

Swing-Up Trailer Stand

Fits tongues up to 3" x 5". 15" lift. Mounting hardware included. 6" x 1-3/4" wheel for easy movement. Individually packaged in a display box.

59957 Swing-Up Trailer Stand EDC Silver

Wheel Stop

Lower your jack wheel into the wheel stop to prevent the tongue from moving. Always block your tires.

59202 Wheel Stop



2000 LB A-Frame Utility Jack

Universal fit A-frame jack. Heavy duty. 23" of lift with 14-3/4" of travel. EDC Coated. Wheel or foot plate sold separately.

59210 A-Frame Utility Jack EDC Black

59208 Caster/Wheel only

59206 A-Frame Jack Foot Plate

Trailer Jack Wheel

Fits standard trailer jacks. 2" x 6".

59204 Nylon Wheel



Trailer Winches

Single Drive Trailer Winches

Heavy duty single drive winches feature one piece solid steel gears and gear pawl. The roller handle and three way pawl allows for easy and safe operation ratchet in/out and neutral. Ready to be used in the harshest environments. Universal mounting holes.

600 LB
Gear Ratio: 3:1
Ratchet: 1 Way
Handle: Standard

1000 LB
Gear Ratio: 4:1
Ratchet: 2 Way +Neut
Handle: Power

1200 LB
Gear Ratio: 4:1
Ratchet: 2 Way +Neut
Handle: Power

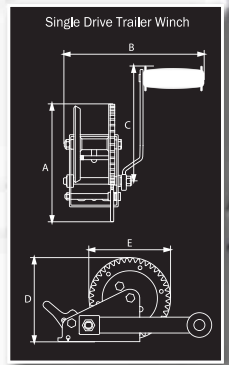
1400 LB
Gear Ratio: 4:1
Ratchet: 2 Way +Neut
Handle: Power

1800 LB
Gear Ratio: 5:1
Ratchet: 2 Way +Neut
Handle: Power

59929



	No Strap	With Strap	A	B	C	D	E
600 Lb Trailer Winch	59230		5.75"	10.5"	6.75"	4.75"	4.25"
1000 Lb Trailer Winch	59960	59961	9.25"	15.5"	8"	5.75"	5.5"
1200 Lb Trailer Winch	59235	59962	9.25"	15.5"	8"	5.75"	5.5"
1400 Lb Trailer Winch	59963	59964	9.25"	15.5"	8"	5.75"	5.5"
1800 Lb Trailer Winch	59967	59968	9.5"	10"	8"	7.25"	6.75"
Replacement Handle	59229		Fits all winches except 59971				Aluminum



Dual Drive Trailer Winches

Extra gear set equals more stability and better control.

2000 LB
Gear Ratio: 4:1
Ratchet: 2 Way +Neut
Handle: Standard

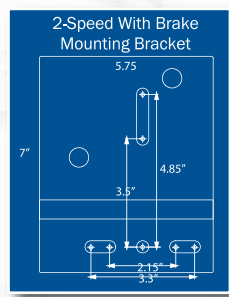
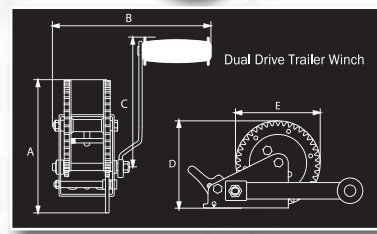
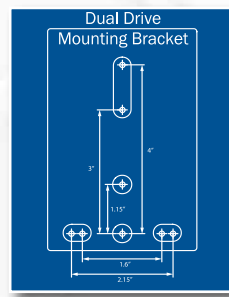

1600 LB
Gear Ratio: 4:1
Ratchet: 2 Way +Neut
Handle: Standard



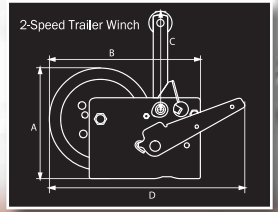
2500LB 2-Speed Winch With Brake

2 Speeds allow for the easiest launch and retrieval. Featuring one speed for power cranking and the other for rapid movement under lighter loads.

2500 LB
Speed Gear: 5:1
Power Gear: 12:1
Ratchet: 2 Way +Neut
Handle: Power



	No Strap	With Strap	A	B	C	D	E
1600 Lb Dual Drive	59965		5.75"	10.5"	6.75"	4.75"	4.25"
2000 Lb Dual Drive	59969	59970	9.25"	15.5"	8"	5.75"	5.5"
2500 Lb Dual Drive	59971		7"	9.5"	6.25"	12.25"	N/A



Trailering

Trailer Couplers

Heavy Duty Steel Trailer Coupler



59072	Class 1 1-7/8" Ball x 2"
59073	Class 2 2" Ball x 2"
59074	Class 2 1-7/8" Ball x 2-1/2"
59076	Class 1 1-7/8" Ball x 3"
59078	Class 2 2" Ball x 2-1/2"
59080	Class 2 2" Ball x 3"

Trailer Balls

Chrome Plated, solid steel machined ball includes nut and lock washer.



59000	1-7/8" Ball - 3/4" x 2" Shank
59002	2" Ball - 3/4" x 2" Shank
59008	2" Ball - 1" x 2" Shank
59010	2-5/16" Ball x 1" x 2" Shank

Trailer Safety Chain & Cables

Zinc plated, welded link chain w/ quick links. Vinyl coated, pre-coiled safety cables. S-hooks.



59106	Class 2, 2000 Lb. - 1/4"
59108	Class 3, 5000 Lb. - 5/16"
59109	Coiled Cables - Pair - Class 2

Trailer Stand w/ Foot

A space saver for small trailers. Ideal for any small utility trailer. Locks in down position and pivots out of the way for trailering.



59200	Trailer Stand
--------------	---------------

Trailer Dolly

Large tires cushion the load and provide smooth maneuverability. Supports up to 300 lbs. for easy maneuverability of utility, boat, cargo, jet-ski and other small trailers.



59091	Trailer Dolly	300 Lbs.
--------------	---------------	----------

Snapper Pin

1/4" diameter steel shaft pin, 1-3/4" shaft length, 1-1/2" clearance. Serves a variety of different uses.



59400	1/4" Diameter Pin	Square
59401	1/4" Diameter Pin	Round

Trailer Receiver Pin w/ Clip

5/8" trailer receiver pin w/ clip.



59416	5/8" Diameter w/ Clip
--------------	-----------------------

Receiver Hitch Lock

Stainless Steel receiver hitch lock. Lock and Pin type lock with 2 Keys.



59404	Lock & Pin - 5/8"	2 Keys
--------------	-------------------	--------

2-Piece Coupler Lock Screw Type

Screw type trailer coupler lock. Solid construction. Two keys included. Heat Treated. Will not corrode or rust.



59402	Lock Only	2-piece
--------------	-----------	---------

EZ-lift Trailer Lift

Lift and holds boat and camper trailers and other single axle vehicles with wheels from 8" to 16". Two ton capacity. All aluminum construction.




59185	EZ-lift Trailer Lift	2 tons
--------------	----------------------	--------

Trailer Accessories

Spare Tire Lock

Secure your spare tire with this heavy-duty lock. Designed specifically to hold non-operating spare tires to your vehicle, RV or boat, this lock offers added protection from theft and the elements thanks to a EDC Coated, die-cast body.



59418	Spare Tire Lock
--------------	-----------------

Spare Tire Carrier w/ Lock

Heavy 7/16" U-bolt secures tire on tongue or frame up to 3" wide. Suitable for 4 or 5 hole rims. Will fit 8" through 14" and most 15" wheels. Adjustable threaded brackets holds padlock for extra security.

STAINLESS
STEEL



59100	Spare w/ Lock
59103	Spare w/ Lock Brackets
59104	Spare w/ Nut - No Lock

License Plate Bracket

Standard license plate bracket. 2" hole centers.



59102	Black Polyethylene
59101	Galvanized

Offset Spare Tire Carrier

Heavy duty galvanized steel construction. Fits up to 15" Tire, 4 or 5 lug. Fits Trailer Frames up to 3" wide x 4" Height. Offset 4-1/2" x 5" Rise from Frame.



59105	Offset Tire Carrier
--------------	---------------------

Tie Down Straps



Transom Tie Downs

Fully adjustable with 2 coated J-hooks. High Impact Polyester webbing. Sold as Pairs.



59814	Cam Style	1" x 3'
59812	Cam Style	1" x 6'
59800	Ratchet Style	1" x 6'
59810	Cam Style	2" x 4'

Winch Straps & Cables

Wide Polyester Webbing. Heavy duty plated safety hook. Winch straps. Cables are heavy duty.



59816	2" x 15' Strap	
59818	2" x 20' Strap	
59819	2" x 25' Strap	
59282	3/16" x 25' Cable	5000 Lbs
59815	PWC Winch Strap	

Gunwale Tie Down Strap

Boat gunwale tie down straps. Cadmium plated J-hooks. Quick release.



59804	2" W x 10' L
59806	2" W x 13' L
59808	2" W x 16' L

Ratchet Gunwale Tie Down Strap

Ratchet Tie Down Strap. Fully adjustable. Quick release buckle. High Impact Polyester webbing. Coated J-hooks.

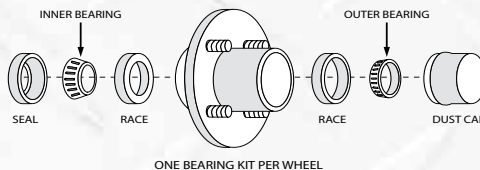


59802	2" W x 14' L
--------------	--------------

Bearings & Protectors

Bearing Set

One pair of bearings with races. One grease seal and one cotter pin per bearing. One set of bearings per hub.



Order #	Spindle O.D.	Outer Hub	Outer Brg. #	Inner Brg. #	Outer Cup #	Inner Cup #
Straight Spindles						
59041	BRG KIT - 3/4"	1.784	LM11949	Same	LM11910	Same
59032	BRG KIT - 1"	1.980	L44643	Same	LM44610	Same
59033	BRG KIT - 1-1/16"	1.980	L44649	Same	L44610	Same
59039	BRG KIT - 1-1/4"	2.328	LM67048	Same	LM67010	Same
Tapered / Stepped Spindle						
59044	BRG KIT - 1-1/16 x 3/4"	1.781	LM11949	L44649	LM11910	L44610
59043	BRG KIT - 1-1/4 x 3/4"	1.781	LM11949	LM67048	LM11910	LM67010
59034	BRG KIT - 1-3/8 x 1-1/16"	1.980	L44649	L68149	L44610	L68111

Spring-loaded Bearing Protector

Steel spring keeps hub grease under pressure, guarding against water seepage and failure. Grease fitting in cap.



59036	Bearing Protector	1.781"
59038	Bearing Protector	1.980"
59040	Bearing Protector	2.328"

Bearing Protector Caps

Helps to protect your bearings against damage from water and dirt entering the wheel bearings.



59029	Bearing Caps - Pair	1.781"
59030	Bearing Caps - Pair	1.980"
59031	Bearing Caps - Pair	2.328"

Lube Cap

Protection against damage from water and dirt entering the wheel bearings. Automatically maintains the correct internal pressure.



59061	Hub Grease Lube Cap	Fits 1.980"
--------------	---------------------	--------------------

Lube Grommet

Rubber grommet for use with bearing protectors.



59062	Hub Grease Lube Grommet	Fits 1.980"
--------------	-------------------------	--------------------

Check Your Bearings

Bearings go bad because of lack of use as much as they go bad because of overuse. A good rule of thumb is change the bearing grease or at least inspect the bearings at the same time you change the oil in your tow vehicle.

How can you tell if your bearings are worn out? Usually, there will be grease on the inside of the tire or on the bottom of the boat, the hub will feel warmer than usual when checked at a rest stop or the axle will smoke when on the road or the tire will make noise when it turns. If you lack the knowledge or ability to make a bearing inspection, take your trailer to a professional.

Bearing Protectors are an inexpensive way to help avoid an expensive problem. Boatersports bearing protectors, lube caps and lube grommets help to keep water and debris from entering your bearings and causing a catastrophic failure.

Trailer Rollers

Super Poly 3-Piece Bow Roller

59620	4" x 1/2"	Clear Yellow
59618	3" x 1/2"	Clear Yellow



Poly Bow Roller

Non-marring, molded polymer blend.

59606	3" x 1/2"	Clear Yellow
59604	4" x 1/2"	Clear Yellow



Poly Spool Roller

Non-marring, molded polymer blend.

59608	4" x 5/8"	Clear Yellow
59612	5" x 5/8"	Clear Yellow



Poly 3" Bow Stop

Non-marring, molded polymer blend.

59610	3" Length	Clear Yellow
-------	-----------	--------------



Wobbler Roller 4"

Non-marring, molded polymer blend.


59614	3/4" Shaft	Clear Yellow
59616	1" Shaft	Clear Yellow
59467	Wobble Roller Keepers	2 Pairs



Poly 8" Keel Roller

Non-marring, molded polymer blend.

59622	8" x 5/8"	Clear Yellow
59624	10" x 5/8"	Clear Yellow
59628	12" x 5/8"	Clear Yellow



Shaft Spool / Bow Roller End Cap

Durable black rubber bow roller for standard duty use.

59522	3.5" L x 5/8"	Black
59523	2" L x 1/2"	Black
59524	2.5" L x 5/8"	Black
59528	3" L x 1/2"	Black



Bow Guard - V Block

Durable black rubber bow roller for standard duty use.

59500	2" x 2" x 3" H x 4.5" L	Black
59502	3" x 3" x 4" H x 6.5" L	Black
59504	4" x 4" x 5" H x 8.5" L	Black



Bow Roller - V Shape

Durable black rubber bow roller for standard duty use. Uses Y130-4 end cap.

59506	3" Roller	Black
59507	4" Roller	Black



Keel Roller - Spool Shape

Durable black rubber bow roller for standard duty use. Uses Y130-4 end cap.

59508	4" Roller - 1/2" Shaft	Black
59509	4" Roller - 5/8" Shaft	Black
59510	5" Roller - 1/2" Shaft	Black
59512	5" Roller - 5/8" Shaft	Black



Deep V Keel Roller

Durable black rubber bow roller for standard duty use. Uses Y134-5 end cap.

59516	8" Roller - 5/8" Shaft	Black
59518	10" Roller - 5/8" Shaft	Black
59520	12" Roller - 5/8" Shaft	Black



Straight Guide Rollers

Durable black rubber bow roller for standard duty use. Uses Y224-5 end cap.

59514	9" L x 2" Dia. x 1/2" Shaft	Black
59525	12" L x 2.5" Dia. x 5/8" Shaft	Black



Roller Hardware

Tie Down U-Bolts

7/16" diameter Zinc plated U-bolts with lock nuts and washers attach brackets to trailer frames.



59420	7/16" x 2-1/8" x 4"	Square
59422	7/16" x 3-1/8" x 3"	Square
59424	7/16" x 3-1/8" x 4"	Square
59426	7/16" x 4-1/8" x 3"	Square

Roller Shafts

Zinc-plated solid steel shaft for attaching and supporting rollers. Two pal nuts and one shaft in each display package.



59450	1/2" x 5-1/4"	4" Roller
59452	1/2" x 6-1/4"	5" Roller
59454	5/8" x 9-1/4"	8" Roller
59456	5/8" x 11-1/8"	10" Roller
59458	5/8" x 13-1/2"	12" Roller

Panel Bracket Assemblies

One piece, heavy duty hot dip galvanized steel, specifically designed to support keel rollers. Includes roller, shaft & pal nuts.



59540	5" Assembly	5" Roller
59542	8" Assembly	8" Roller
59544	12" Assembly	12" Roller

Pal Nuts

Attaches to the end of the shaft to retail roller.



59465	Fits 1/2" Shaft	8 per pkg.
59466	Fits 5/8" Shaft	8 per pkg.

Roller Brackets

Made of heavy duty zinc plated steel. Split panel design to accommodate any length roller. Slots accept vertical adjustment and 1/2" - 5/8" shafts.



59580	Split/5" Shaft	Bulk
-------	----------------	------

Bunk Brackets

Galvanized. Holds 2" bunks. Slotted for easy adjustment.



59560	7-1/2" Bunk Bracket	Bulk
59562	9-1/2" Bunk Bracket	Bulk

Swivel Bolster Bracket

Galvanized Bracket. Top swivels.

59570	8"	Bulk
59571	10"	Bulk
59572	12"	Bulk
59574	Swivel Bracket Only	Bulk



Trailer Bunk Padding

Protect your boat from damage and scratches. Easy to cut and custom fit. Static-free and is made for minimal water retention.



59110	Trailer Bunk Padding	8" x 12'
59111	Trailer Bunk Padding	12" x 12'

Trailer Wiring Accessories

Trailer Wiring Kits

Designed for the do-it-yourselfer, these trailer wiring kits are easy to install. The kit comes complete with wiring harness, wire connectors and clips. Color-coded 4-way wires.



59372	25' Trailer Wire Harness	
59373	25' Trailer Wire Harness Full Ground	

4-Way Trailer Wiring Connectors

Color-coded 4-Way wire connectors. Male trailer connector has 12" lead and female trunk connector has 48" lead.



59376	Male Trailer Connector	12"
59377	Female Trunk Connector	48"

Trailer Wire Adapters

7-Round to 4 or 5 flat.



59393	Trailer Wire Adapter	6-Round to 4 Flat
59394	Trailer Wire Adapter	7-Round to 4 Flat
59395	Trailer Wire Adapter	7-Round to 5 Flat

Trailer Circuit Tester

Eliminates wiring problems. Plug into your 4-way flat plug to test. LED lights show if your tail lights, turn signals and brake lights are working.



59390	Trailer Circuit Tester
--------------	------------------------

Extension Harnesses

Color-coded 4-Way & 5-Way extension harness. Includes male and female ends. Use as an extension or cut to length for wired connectors.



59379	4-way Extension	12"
59380	4-way Extension	24"
59378	4-way Extension	60"
59385	5-way Extension	12"
59386	5-way Extension	24"

5-Way Trailer Wiring Connectors

Color-coded 5-Way wire connectors. Male trailer connector has 12" lead and female trunk connector has 48" lead.



59383	Male Trailer Connector	12"
59384	Female Trunk Connector	48"

Trailer Wire Adapters with Leads

7-Round to 5 flat. Available with short or 18" lead.



59396	Trailer Wire Adapter	Short
59397	Trailer Wire Adapter	18"

Trailer Circuit Tester In-line

In-line circuit tester stays connected. Eliminates wiring problems. Plug into your 4-way flat plug to test. LED lights show if your tail lights, turn signals and brake lights are working.



59391	Trailer Circuit Tester In-line
--------------	--------------------------------

LED Trailer Lighting

LED Square Light Kit

Kits contains two multi-function tail lights (RH and LH), license plate bracket, 25' wishbone trailer harness, 48" trunk connector & stainless steel hardware. Marine Grade Wires, Stainless Steel Hardware, Low Amp Draw For Longer Battery Life, Impact Resistant Lenses



59330	Tail Light Kit	Complete
59301	Tail Light Only	Right Side
59302	Tail Light Only	Left Side

LED Low Profile Light Kit

Kits contains two multi-function tail lights (RH and LH), license plate bracket, 25' wishbone trailer harness, 48" trunk connector & stainless steel hardware. Marine Grade Wires, Stainless Steel Hardware, Low Amp Draw For Longer Battery Life, Impact Resistant Lenses



59340	Tail Light Kit	Complete
59341	Tail Light Only	Right Side
59342	Tail Light Only	Left Side

L.E.D. Clearance Lights

Submersible LED Clearance light. Red or Amber. Ear mount. 100% Waterproof! Stainless Steel hardware.



59310	L.E.D. Clearance Light	Amber
59311	L.E.D. Clearance Light	Red

L.E.D. Clearance Lights

Submersible LED Clearance light. Red or Amber. Stud Mount. 100% Waterproof!



59312	L.E.D. Clearance Light	Amber
59313	L.E.D. Clearance Light	Red

L.E.D. Light Bar, Dual Mount

Submersible LED indicator bar. Pivoting. Dual Mount. 100% Waterproof! Stainless Steel hardware included.



Pivots to adjust to any trailer

59351	L.E.D. Light Bar
--------------	------------------

LED Indicator Guide Lights

Attaches to trailer. Helps back-up. Can attach directly to trailer or to the guide-on posts.

Now mounted on springs to help prevent breakage.

Also includes heat-shrink tubing for water-tight connections.

Spring-Loaded!



59350	L.E.D. Indicator Guide Light
--------------	------------------------------



Standard Trailer Lighting

Under 80" Tail Light Kit

Trailer tail light kit for use on trailers under 80" wide. Submersible multi-function light kit includes right and left taillights, 25' wishbone wiring harness, 48" trunk connector, license plate bracket and mounting hardware. Clam Pack.



59300	Tail Light Kit	Complete
59301	Tail Light Only	Right Side
59302	Tail Light Only	Left Side

Over 80" Tail Light Kit

Trailer light submersible low profile kit. Submersible multi-function light kit includes right and left taillights, 25' wishbone wiring harness, 48" trunk connector, license plate bracket and mounting hardware. Clam Pack.



59303	Over 80" Tail Light Kit	Complete
59298	Tail Light Only	Right Side
59299	Tail Light Only	Left Side

Low Profile Tail Lights

Trailer light submersible low profile kit. Submersible multi-function light kit includes right and left taillights, 25' wishbone wiring harness, 48" trunk connector, license plate bracket and mounting hardware. Clam Pack.



59306	Low Profile Tail Light Kit	Complete
59304	Tail Light Only	Right Side
59305	Tail Light Only	Left Side

Oval Tail Lights

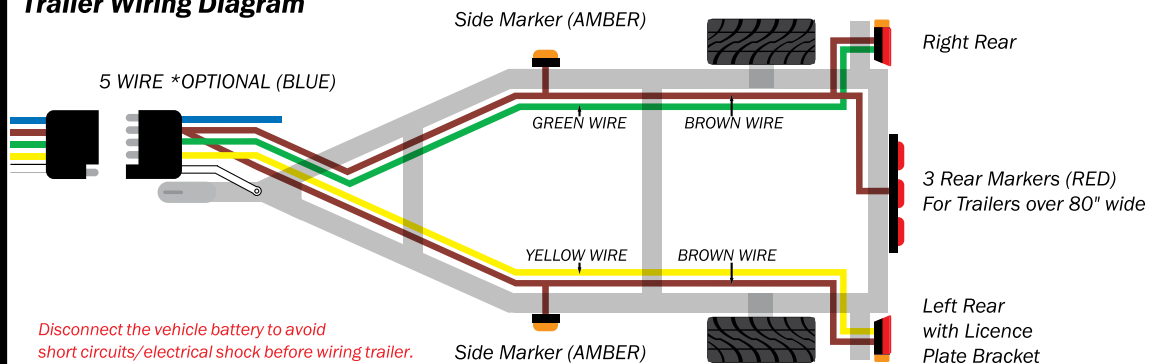
Sealed Oval Tail Light Kit w plug and grommet.



59307	Oval Tail Light w/ Grommet & Plug
59308	Oval Tail Light Module Only
59362	L.E.D. Light w/ Grommet & Plug

1. Brown Wire (Tail Lamp, Marker, Clearance & License)
2. White Wire (Ground)
3. Black lead Wire (Side Marker)
4. Green Wire (Passenger Stop/Turn Signal)
5. Blue Wire *Optional 5 Wire (Reverse Lights or Electric Brakes)
6. Yellow Wire (Driver Side Stop/Turn Signal)

Trailer Wiring Diagram



Boatersports Semi-Custom Boat Covers



- Trailerable
- 6.5 oz Acrylic-Coated Polyester
- Tie Downs Included
- Foam Windshield Reinforcement where applicable
- Motor Hood where applicable

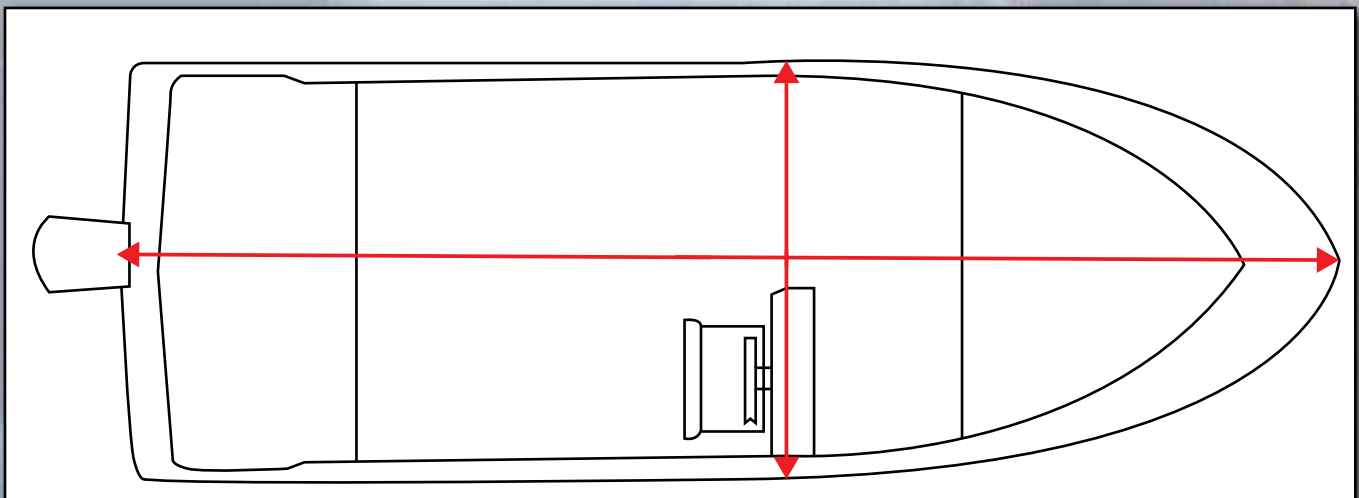


Increase The Life Of Your Boat Cover:

Avoid letting water, snow or other materials like leaves and sticks to stand on the cover - Use support poles, straps, or bows. Always tie boat cover down securely. Take precautions with padding the windshield, trolling motors, depth finders, etc. before installing boat cover. Allow boat cover to dry thoroughly before folding for storage.

How to Size Your Boat

- When purchasing your boat cover, you'll need to have accurate measurements.
- To find the centerline length, ***measure from the tip of the bow to the center of the stern.***
- To find the beam width, ***measure the widest point of your boat.***



Semi-Custom Boat Covers

Pro Style Bass Boats

Patterned to fit high pedestal / pro style seats and other late model bass boats. Unique design with built-in allowance for bow mounted trolling motors etc.



Lgth.	Beam	Part + Color(s)	Black	Blue	Burg.	Green	Mt.Rock	Gray	Red	Yellow
17'6"	80"	B10139-	BLK	BLU	BUR	GRN	MR	GR	RED	YEL
18'6"	82"	B10063-	BLK	BLU	BUR	GRN	MR	GR	RED	YEL

Aluminum Bass Boats



Lgth.	Beam	Part + Color(s)	Black	Blue	Burg.	Green	Mt.Rock	Gray	Red	Yellow
16'	76"	B10195-	BLK	BLU	BUR	GRN	MR	GR	RED	YEL
17'	79"	B10204-	BLK	BLU	BUR	GRN	MR	GR	RED	YEL
17'6"	79"	B15426-	BLK	BLU	BUR	GRN	MR	GR	RED	YEL
18'	80"	B10206-	BLK	BLU	BUR	GRN	MR	GR	RED	YEL

Wide Transom Bass Boat

Patterned to fit the Late Model, Wide transom aluminum bass boats like the Xpress® etc.



Lgth.	Beam	Part + Color(s)	Birch	Black	Blue	Burg.	Mt.Rock	Gray	Red	Yellow
17'	97"	BX17-	BIR	BLK	BLU	BUR	MR	GR	RED	YEL
18'	97"	BX18-	BIR	BLK	BLU	BUR	MR	GR	RED	YEL
19'	97"	BX19-	BIR	BLK	BLU	BUR	MR	GR	RED	YEL

Semi-Custom Boat Covers



Tournament Style Bass Boat

Lgth.	Beam	Part + Color(s)	Black	Blue	Burg.	Green	Mt.Rock	Gray	Red	Yellow
16'8"	84"	B10181-	BLK	BLU	BUR	GRN	MR	GR	RED	YEL
17'6"	86"	B10182-	BLK	BLU	BUR	GRN	MR	GR	RED	YEL
18'2"	88"	B10183-	BLK	BLU	BUR	GRN	MR	GR	RED	YEL
18'10"	90"	B15401-	BLK	BLU	BUR	GRN	MR	GR	RED	YEL
19'6"	90"	B10184-	BLK	BLU	BUR	GRN	MR	GR	RED	YEL
20'6"	96"	B10185-	BLK	BLU	BUR	GRN	MR	GR	RED	YEL
21'6"	96"	B10197-	BLK	BLU	BUR	GRN	MR	GR	RED	YEL



Fish-N-Ski Boat

Lgth.	Beam	Part + Color(s)	Black	Blue	Burg.	Green	Mt.Rock	Gray	Red	Yellow
17'6"	84"	B17574-	BLK	BLU	BUR	GRN	MR	GR	RED	YEL
18'6"	88"	B17575-	BLK	BLU	BUR	GRN	MR	GR	RED	YEL
19'6"	90"	B17576-	BLK	BLU	BUR	GRN	MR	GR	RED	YEL
20'6"	96"	B17577-	BLK	BLU	BUR	GRN	MR	GR	RED	YEL
21'6"	96"	B17579-	BLK	BLU	BUR	GRN	MR	GR	RED	YEL



V-Hull with I/O

Lgth.	Beam	Part + Color(s)	Black	Blue	Burg.	Green	Mt.Rock	Gray	Red	Yellow
17'	85"	B10163-	BLK	BLU	BUR	GRN	MR	GR	RED	YEL
18'	91"	B10164-	BLK	BLU	BUR	GRN	MR	GR	RED	YEL
19'	93"	B10165-	BLK	BLU	BUR	GRN	MR	GR	RED	YEL
20'	96"	B10166-	BLK	BLU	BUR	GRN	MR	GR	RED	YEL
21'	96"	B10167-	BLK	BLU	BUR	GRN	MR	GR	RED	YEL
22'	96"	B10168-	BLK	BLU	BUR	GRN	MR	GR	RED	YEL

Semi-Custom Boat Covers

Euro Style V-Hull with I/O



Lgth.	Beam	Part + Color(s)	Black	Blue	Burg.	Green	Mt.Rock	Gray	Red	Yellow
17'	85"	B10163-	BLK	BLU	BUR	GRN	MR	GR	RED	YEL
18'	91"	B10164-	BLK	BLU	BUR	GRN	MR	GR	RED	YEL
19'	93"	B10165-	BLK	BLU	BUR	GRN	MR	GR	RED	YEL
20'	96"	B10166-	BLK	BLU	BUR	GRN	MR	GR	RED	YEL
21'	96"	B10167-	BLK	BLU	BUR	GRN	MR	GR	RED	YEL
22'	96"	B10168-	BLK	BLU	BUR	GRN	MR	GR	RED	YEL

Deep V-Hull Aluminum Fishing Boat



Lgth.	Beam	Part + Color(s)	Black	Blue	Burg.	Green	Mt.Rock	Gray	Red	Yellow
17' - 20'	96"	BXXXXX-	BLK	BLU	BUR	GRN	MR	GR	RED	YEL
21' - 24'	96"	BXXXXX-	BLK	BLU	BUR	GRN	MR	GR	RED	YEL
25' - 28'	96"	BXXXXX-	BLK	BLU	BUR	GRN	MR	GR	RED	YEL

Jon Boat

Designed to fit basic flat bottom jon boats without windshield or trolling motor. Includes separate motor hood that will fit smaller outboard motors.



Lgth.	Beam	Part + Color(s)	Black	Blue	Burg.	Green	Mt.Rock	Gray	Red	Yellow
14'-15'	57"	B17040-	BLK*	BLU*	BUR*	GRN*	MR*	GR	RED*	YEL*
14'-15'	74"	B17044-	BLK*	BLU*	BUR*	GRN*	MR*	GR	RED*	YEL*
15'-16'	64"	B17042-	BLK*	BLU*	BUR*	GRN*	MR*	GR	RED*	YEL*
15'-16'	74"	B17046-	BLK*	BLU*	BUR*	GRN*	MR*	GR	RED*	YEL*
17'-18'	80"	B17048-	BLK*	BLU*	BUR*	GRN*	MR*	GR	RED*	YEL*

* Indicates Special Order

Semi-Custom Boat Covers



Center Consoles

Lgth.	Beam	Part + Color(s)	Black	Blue	Burg.	Green	Mt.Rock	Gray	Red	Yellow
17'	88"	B15402-	BLK*	BLU	BUR*	GRN*	MR*	GR*	RED*	YEL*
18'	92"	B15403-	BLK*	BLU	BUR*	GRN*	MR*	GR*	RED*	YEL*
19'	97"	B15404-	BLK*	BLU	BUR*	GRN*	MR*	GR*	RED*	YEL*
20'	100"	B15405-	BLK*	BLU	BUR*	GRN*	MR*	GR*	RED*	YEL*
21'	100"	B15406-	BLK*	BLU	BUR*	GRN*	MR*	GR*	RED*	YEL*
22'	100"	B15407-	BLK*	BLU	BUR*	GRN*	MR*	GR*	RED*	YEL*

* Indicates Special Order



Pontoon Boats 96" Beam

Motor Hood Not Included

Lgth.	Beam	Part + Color(s)	Black	Blue	Burg.	Green	Mt.Rock	Gray	Red	Yellow
17' - 20'	96"	B10244-	BLK	BLU	BUR	GRN	MR	GR	RED	YEL
21' - 24'	96"	B10245-	BLK	BLU	BUR	GRN	MR	GR	RED	YEL
25' - 28'	96"	B10247-	BLK	BLU	BUR	GRN	MR	GR	RED	YEL

Pontoon Boats 102" Beam

Motor Hood Not Included

Lgth.	Beam	Part + Color(s)	Black	Blue	Burg.	Green	Mt.Rock	Gray	Red	Yellow
17' - 20'	102"	B10244-	BLK-102	BLU-102	BUR-102	GRN-102	MR-102	GR-102	RED-102	YEL-102
21' - 24'	102"	B10245-	BLK-102	BLU-102	BUR-102	GRN-102	MR-102	GR-102	RED-102	YEL-102
25' - 28'	102"	B10247-	BLK-102	BLU-102	BUR-102	GRN-102	MR-102	GR-102	RED-102	YEL-102

Semi-Custom Boat Covers

New Style Family Deck Boats



Lgth.	Beam	Part + Color(s)	Black	Blue	Burg.	Green	Mt.Rock	Gray	Red	Yellow
21'6"	102"	B10189-	BLK	BLU	BUR	GRN	MR	GR	RED	YEL
22'6"	102"	B10190-	BLK	BLU	BUR	GRN	MR	GR	RED	YEL
23'6"	102"	B10191-	BLK	BLU	BUR	GRN	MR	GR	RED	YEL
24'6"	102"	B10199-	BLK	BLU	BUR	GRN	MR	GR	RED	YEL
25'6"	102"	B10200-	BLK	BLU	BUR	GRN	MR	GR	RED	YEL

Traditional Family Deck Boat



Lgth.	Beam	Part + Color(s)	Black	Blue	Burg.	Green	Mt.Rock	Gray	Red	Yellow
21'6"	102"	B10189-	BLK	BLU	BUR	GRN	MR	GR	RED	YEL
22'6"	102"	B10190-	BLK	BLU	BUR	GRN	MR	GR	RED	YEL
23'6"	102"	B10191-	BLK	BLU	BUR	GRN	MR	GR	RED	YEL
24'6"	102"	B10199-	BLK	BLU	BUR	GRN	MR	GR	RED	YEL
25'6"	102"	B10200-	BLK	BLU	BUR	GRN	MR	GR	RED	YEL

O/B Motor Covers

BoaterSports motor hoods have a shock cord sewn into the hem for a tight fit. Made from the same Acrylic-Coated Polyester material used on our boat covers.



Dimensions	HP	Part + Color(s)	Black	Blue	Burg.	Green	Mt.Rock	Gray
23"L x 16"W x 17"H	25-50	B10542-	BLK*	BLU*	BUR*	GRN*	MR*	GR
24"L x 18"W x 23"H	50-115	B10543-	BLK*	BLU*	BUR*	GRN*	MR*	GR
28"L x 19"W x 27"H	115-225	B10544-	BLK*	BLU*	BUR*	GRN*	MR*	GR
31"L x 24"W x 28"H	225-300	B10545-	BLK*	BLU*	BUR*	GRN*	MR*	GR

Economy Boat Covers

V-Hull I/O Boat Covers - Trailerable

Water repellent and breathable. Gray colored fabric, 6 oz, 300 Denier 100% Polyester resists UV and mildew. "Snug-fit" reinforced sewn-in elastic cord. Double stitched interlock seams with "rot-proof" thread. Quick release buckles with adjustable heavy-duty straps. Free storage bag included. Three year warranty.

663118G	17' V-Hull - 88" Beam
663119G	17' V-Hull Wide Body - 98" Beam
663120G	18' V-Hull - 92" Beam
663121G	18' V-Hull Wide Body - 100" Beam
663122G	19' V-Hull - 94" Beam
663123G	19' V-Hull Wide Body - 102" Beam
663124G	20' V-Hull - 96" Beam
663125G	20' V-Hull Wide Body - 104" Beam
663127G	21' V-Hull Wide Body - 104" Beam
663129G	22' V-Hull Wide Body - 104" Beam
663140G	23' V-Hull Wide Body - 106" Beam
663141G	24' V-Hull Wide Body - 106" Beam

Center Console Boat Covers - Trailerable

Water repellent and breathable. Gray colored fabric, 6 oz, 300 Denier 100% Polyester resists UV and mildew. "Snug-fit" reinforced sewn-in elastic cord. Double stitched interlock seams with "rot-proof" thread. Quick release buckles with adjustable heavy-duty straps. Free storage bag included. Three year warranty.

663172G	18' Center Console - 88" Beam
663173G	19' Center Console - 102" Beam
663174G	20' Center Console - 102" Beam
663175G	21' Center Console - 102" Beam
663176G	22' Center Console - 106" Beam

Pontoon Boat Covers - Trailerable

Water repellent and breathable. Gray colored fabric, 6 oz, 300 Denier 100% Polyester resists UV and mildew. "Snug-fit" reinforced sewn-in elastic cord. Double stitched interlock seams with "rot-proof" thread. Quick release buckles with adjustable heavy-duty straps. Free storage bag included. Three year warranty.

66918	24' x 104" Beam
-------	-----------------

Pro Style Bass Boat Covers - Trailerable

Water repellent and breathable. Gray colored fabric, 6 oz, 300 Denier 100% Polyester resists UV and mildew. "Snug-fit" reinforced sewn-in elastic cord. Double stitched interlock seams with "rot-proof" thread. Quick release buckles with adjustable heavy-duty straps. Free storage bag included. Three year warranty.

663198G	16' Bass Boat - 16'6" - 78" Beam
663199G	17' Bass Boat - 17'6" - 80" Beam
663200G	18' Bass Boat - 18'6" - 82" Beam
663201G	19' Bass Boat - 19'6" - 90" Beam
663202G	20' Bass Boat - 20'6" - 95" Beam



Economy PWC Covers (Non-Trailerable)

Water repellent and breathable. Gray colored fabric, 3 oz 100% Marine-grade Polyester. Can be used for trailering and mooring. Treated to resist mildew and UV rays. Superior water repellency. Includes tie-down kit and storage bag. Two year warranty.

67112	2 Seaters - 106" - 115"
67113	3 Seaters - 116" - 135"



Telescopic Boat Cover Support Pole

1" diameter. Use the telescopic adjustable pole and help eliminate standing water. Twist to lock and unlock. Rubber tips at both ends. Deluxe model includes canvas snap and mushroom head.

56202	Boat Cover Support Pole	28"-48"
56201	Deluxe Boat Cover Support Pole	36"-64"



Bimini Tops & Frames

1" Round Tube Frames

3 Bow - 46" High

Length	Height	Width	Frame	Top	Boot
72"	46"	68" - 74"	BS10348	BS342	BS10442
72"	46"	75" - 81"	BS10349	BS343	BS10443
72"	46"	82" - 88"	BS10350	BS344	BS10444

4 Bow - 54" High

Length	Height	Width	Frame	Top	Boot
96"	54"	89" - 96"	BS10357	BS357	BS10445



1" Square Tube Frames

Popular for Pontoon Boats

4 Bow - 54" High

Length	Height	Width	Frame	Top	Boot
96"	54"	89" - 96"	BS10369	BS369	BS10445
96"	54"	97" - 102"	BS10372	BS372	BS10446

Available Colors For Tops and Boots:

BGA = Burgundy **BKA = Black** **BLA = Blue**

MRA = Mountain Rock **GNA = Green**

GYA = Gray **NA = Navy** **RDA = Red**

WA = White

Made from 12 oz. Acrylic-coated Polyester. Heavy-duty material is weather, UV and fade resistant. Zipper pockets for easy installation and removal. Bimini tops, frames and boots sold separately.



Support Kits

Boat Cover Tie Down Kit

12 Pack of Boat Cover Tie Downs.
1" x 8'



Bimini Top Support Kit

Rear brace assembly to easily fold back out of the way and securely brace when not in use. Includes two 7/8" x 40" tubes that can be cut to length, two deck mounts and hardware.



55133 Tie Down Kit Black Nylon

56204 Support Kit

Bimini Top Hardware

Internal Eye Ends - Nylon

High-Impact Nylon.

55146	Round Int. Eye End	3/4" Black Single
55148	Round Int. Eye End	3/4" White Single
55150	Round Int. Eye End	7/8" Black Single
55152	Rount Int. Eye End	7/8" White Single



S.S External Eye Ends

Corrosion resistant Stainless Steel.



55112	S.S. Ext. Eye End	7/8" Single
-------	-------------------	-------------

External Eye Ends - Nylon

High-Impact Nylon with Stainless Steel insert.

55162	External Eye End	3/4" Black Single
55164	External Eye End	3/4" White Single
55166	Round Int. Eye End	7/8" Black Single
55168	Rount Int. Eye End	7/8" White Single



Square Internal Eye Ends - Nylon

High-Impact Nylon.

55178	Square Int. Eye End	3/4" Black Pair
55179	Square Int. Eye End	3/4" White Pair



Round Jaw Slides - Nylon

High-Impact Nylon with Stainless Steel screw.

55170	Round Jaw Slides	3/4" Black Single
55172	External Eye End	3/4" White Single
55174	Round Int. Eye End	7/8" Black Single
55176	Rount Int. Eye End	7/8" White Single



Square Jaw Slides - Nylon

High-Impact Nylon with Stainless Steel screw.

55181	Square Jaw Slide End	1" Black Pair
55182	Square Jaw Slide End	1" White Pair



Hinged Jaw Slides

High impact nylon with stainless steel screw.
Hinged side with stainless steel pin.

55093	Hinged Jaw Slides	7/8" Black Pair
55094	Hinged Jaw Slides	7/8" White Pair



S.S. 90° Deck Mount w/ Pin

Corrosion resistant Stainless Steel.

55118	SS 90° Deck Mount w/ Pin	7/8" Single
-------	--------------------------	-------------



Round Jaw Slides - S.S.

Corrosion resistant Stainless Steel.

55110	SS Slide Mount	7/8" Single
-------	----------------	-------------



Deck Mount Hinge

High-Impact Nylon with Stainless Steel screw.

55154	Deck Mount Hinge	Black Single
55156	Deck Mount Hinge	White Each



Slide Deck Mount Hinges

High-Impact Nylon with Stainless Steel screw.

55149	Slide Mount Pivot	White Pair
55151	Slide Mount Pivot	Black Pair



S.S Rail Mounts

Corrosion resistant Stainless Steel.

55116	SS Rail Mount w/ Pin	Single
-------	----------------------	--------



Rail Mount Pivot

High-Impact Nylon with Stainless Steel screw.

55128	Rail Mount Pivot	Black Pair
55129	Rail Mount Pivot	White Pair



Bimini Top Hardware

Side Mount Hinge - Nylon

High-Impact Nylon with Stainless Steel screw.



55158	Side Mount Hinge	7/8" Black Single
55160	Side Mount Hinge	7/8" White Single

S.S. Side Mount Hinge

High-Impact Nylon with Stainless Steel screw.



55114	SS Side Mount	7/8" Single
--------------	---------------	-------------

Slide Side Mount Pivot

High-Impact Nylon with Stainless Steel screw.



55135	Slide Side Mt. Pivot	White Single
55137	Slide Side Mt. Pivot	Black Single

Hinge Thumb Screws - Nylon

Stainless Steel screw.



55142	Thumb Screw	1/4" Black Pair
55144	Thumb Screw	1/4" White Pair

Clevis Pin w/ Spring & Lanyard

Stainless Steel clevis pin with spring and lanyard.



55190	SS Pin w/ Spring & Lanyard	Single
55124	SS Pin w/ Spring - No Lanyard	Single

S.S. Pull Pins

Stainless Steel clevis pin with lanyard.



55126	SS Pin w/ Lanyard	Single
--------------	-------------------	--------

S.S. Eye Strap

5/16" diameter. 1-7/8" Long and pre-drilled.



54110	SS Eye Strap	Pair
--------------	--------------	------

Eye Straps 4-Pack - Nylon

5/16" diameter. 1-7/8" Long and pre-drilled. 4 pack.



54132	Eye Straps 4-Pack	White
54133	Eye Straps 4-Pack	Black

Bimini Top Replacement Straps

High impact 1" black nylon webbing with adjustable buckle and stainless steel spring snap hook.



55130	Replacement Strap - 96"	Black Single
55132	Replacement Strap - 96"	White Single

Deck Mount Pivot

High-Impact Nylon with Stainless Steel screw.



55097	Deck Mount Pivot	Black Pair
55098	Deck Mount Pivot	White Pair

Transom Savers

Transom Saver Dual Mount

Comes with Over the roller & Bolt-on brackets for mounting to trailer. Made of Coated steel. 32" Fixed length. Adjusts to 40" with some modification. 10" Rubber Strap included.



59118 32"-40" Basic Adjustable

Transom Saver Rocker Style

Rocker Style transom saver with cast aluminum head and rubber pads. Easily adjusts from 36" - 46". Dual Mount. 10" Motor Strap and 5" Trailer Strap included.




59120 34"-46" Alum. Head w/ Rocker & Pads

Hydrofoil

2-Piece Hydrofoil

Improve overall performance on boats with outboard or stern drives. Molded in two pieces, one bolting to either side of the cavitation plate. Improves stability and trim to keep bow down, while improving fuel economy.



52620 2-piece Hydrofoil

Boat Cover Installed

